



# PRODUCT OVERVIEW

2019



# General information

We make life easier for users by constantly developing systems with high reliability and long life.

Our products undergo a corrosion resistant finish\* in several steps. All products are approved to meet all national and international standards for their markets.

## Warranty

The warranty is valid for 24 months from the date of delivery unless otherwise stated. The warranty only covers manufacturing or material and does NOT cover normal wear and tear.

Products for which a claim is made will not be replaced if they show evidence of damage resulting from incorrect handling or installation. This also covers, for example, damage due to reversing, driving into ditch, jack-knifing, overloading and modifications such as drilling or welding. The warranty does not cover liability in any form for direct or indirect damages for personal injury or damage to property, or for downtime or loss of use and interruption to operations. VBG's products are type approved and therefore it is prohibited to make any modifications.

Other sales conditions can be found in current valid pricelist.

The coupling equipment must be checked regularly or after extreme traffic situations such as reversing, collision, leaving the road or jack-knifing or overloading according to VBG Driver's Manual. If there is any doubt regarding damage or overloading, the coupling equipment must be replaced.

\*Exception is the Automatic drawbar 26-100000 and Sliding underrun protection URSP which has an alternative anti-corrosion treatment.



## Product Overview Coupling Equipment 2019

© VBG GROUP TRUCK EQUIPMENT AB


Edition h, 2018-11-14

The contents in this publication may not be reproduced either in full, or in part, without the prior approval of VBG GROUP TRUCK EQUIPMENT AB in writing. This prohibition is applicable for all forms of reproductions in all types of media, including electronic media.

VBG GROUP TRUCK EQUIPMENT AB reserve the right to amend or alter specifications at their discretion.

Couplings .....	4
MFC .....	10
Accessories .....	11
Manual couplings .....	14
Drawbeams .....	15
Endplate kits .....	20
Brackets for power and air .....	28
Underrun protection .....	29
Screw kits/Spacers .....	35
Rear end solution .....	36
Drawbars .....	37
Accessories .....	39
Drawbar eyes .....	43
Power plugs .....	47
Flexible cables .....	48
Special oils .....	50
Rear marker plates .....	51

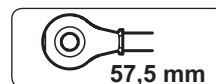
## Symbol explanation



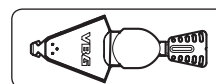
Coupling intended for centre axle trailers, dollies and twin steering axle trailers.



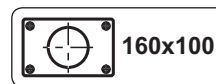
Coupling intended only for twin steering axle trailers with articulated drawbar.



Specifies the size of the coupling bolt/ drawbar eye.



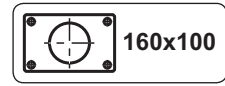
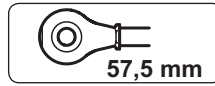
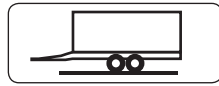
MFC drawbar wedge



Mounting dimensions for coupling and hole pattern in drawbeam.

# Couplings

## Specifications



**D** 190 kN  
**D<sub>c</sub>** 120 kN  
**V** 50 kN  
**S** 1000 kg  
 EU coupling class S  
 Type approval no:  
 E4\*55R-010063



**VBG 750V**  
**Part no.**..... **09-052500**  
**Weight** ..... 58 kg

**D** 190 kN  
**D<sub>c</sub>** 120 kN  
**V** 50 kN  
**S** 1000 kg  
 EU coupling class S  
 Type approval no:  
 E4\*55R-010063



**VBG 750V AM**  
**Part no.**..... **09-030050**  
**Weight** ..... 59 kg  
 Control box, indicating kit and cabling is ordered separately,  
 see Accessories Couplings.

**D** 190 kN  
**D<sub>c</sub>** 120 kN  
**V** 50 kN  
**S** 1000 kg  
 EU coupling class S  
 Type approval no:  
 E4\*55R-010063



**VBG 750V PA**  
**Part no.**..... **09-101700**  
**Weight** ..... 66 kg  
 Control box, indicating kit and cabling is ordered separately,  
 see Accessories Couplings.

	Alt. 1	Alt. 2
<b>D</b> (kN)	290	290
<b>D<sub>c</sub></b> (kN)	145	150
<b>V</b> (kN)	95	75
<b>S</b> (kg)	1000	2000

EU coupling class S  
 Type approval no:  
 E4\*55R-010065



**VBG 795V-2**..... **Part no**  
 Coupling with short guiding funnel lips incl. screw kit.. **09-255000**  
 Coupling with short and long guiding  
 funnel lip incl. screw kit..... **09-255100**  
 Coupling with long guiding funnel lips incl. screw kit .. **09-255200**  
**Weight** ..... 60 kg

	Alt. 1	Alt. 2
<b>D</b> (kN)	290	290
<b>D<sub>c</sub></b> (kN)	145	150
<b>V</b> (kN)	95	75
<b>S</b> (kg)	1000	2000

EU coupling class S  
 Type approval no:  
 E4\*55R-010065



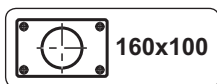
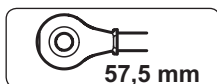
**VBG 795V-2 AM**..... **Part no**  
 Coupling with short guiding funnel lips incl. screw kit.. **09-255300**  
 Coupling with short and long guiding  
 funnel lip incl. screw kit..... **09-255400**  
 Coupling with long guiding funnel lips incl. screw kit .. **09-255500**  
**Weight** ..... 62kg  
 Control box, indicating kit and cabling is ordered separately,  
 see Accessories Couplings.

	Alt. 1	Alt. 2
<b>D</b> (kN)	290	290
<b>D<sub>c</sub></b> (kN)	145	150
<b>V</b> (kN)	95	75
<b>S</b> (kg)	1000	2000

EU coupling class S  
 Type approval no:  
 E4\*55R-010065



**VBG 795V-2 PA**..... **Part no**  
 Coupling with short guiding funnel lips incl. screw kit.. **09-255600**  
 Coupling with short and long guiding  
 funnel lip incl. screw kit..... **09-255700**  
 Coupling with long guiding funnel lips incl. screw kit .. **09-255800**  
**Weight** ..... 67kg  
 Control box, indicating kit and cabling is ordered separately,  
 see Accessories Couplings.



## Specifications



**VBG 795VR-2** .....Part no  
 Coupling with short guiding funnel lips incl. screw kit...**09-256100**  
 Coupling with short and long guiding  
 funnel lip incl. screw kit ..... **09-256200**  
 Coupling with long guiding funnel lips incl. screw kit .. **09-256300**  
 Weight ..... 62 kg

	Alt. 1	Alt. 2
<b>D</b> (kN)	290	290
<b>D<sub>c</sub></b> (kN)	145	150
<b>V</b> (kN)	95	75
<b>S</b> (kg)	1000	2000

EU coupling class S  
 Type approval no:  
 E4\*55R-010065



**VBG 795VR-2 AM** .....Part no  
 Coupling with short guiding funnel lips incl. screw kit.. **09-256400**  
 Coupling with short and long guiding  
 funnel lip incl. screw kit ..... **09-256500**  
 Coupling with long guiding funnel lips incl. screw kit .. **09-256600**  
 Weight ..... 62 kg  
 Control box, indicating kit and cabling is ordered separately,  
 see Accessories Couplings.

	Alt. 1	Alt. 2
<b>D</b> (kN)	290	290
<b>D<sub>c</sub></b> (kN)	145	150
<b>V</b> (kN)	95	75
<b>S</b> (kg)	1000	2000

EU coupling class S  
 Type approval no:  
 E4\*55R-010065



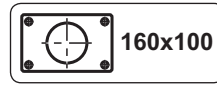
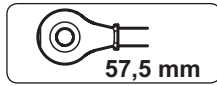
**VBG 795VR-2 PA** .....Part no  
 Coupling with short guiding funnel lips incl. screw kit.. **09-256700**  
 Coupling with short and long guiding  
 funnel lip incl. screw kit ..... **09-256800**  
 Coupling with long guiding funnel lips incl. screw kit .. **09-256900**  
 Weight ..... 67 kg  
 Control box, indicating kit and cabling is ordered separately,  
 see Accessories Couplings.

	Alt. 1	Alt. 2
<b>D</b> (kN)	290	290
<b>D<sub>c</sub></b> (kN)	145	150
<b>V</b> (kN)	95	75
<b>S</b> (kg)	1000	2000

EU coupling class S  
 Type approval no:  
 E4\*55R-010065

# Couplings

## Specifications



**D 200 kN**  
EU coupling class S  
Type approval no:  
E4\*55R-010064

Angular displacement  
for eye  
Horizontally  $\pm 110^\circ$   
Vertically  $\pm 30^\circ$   
Axially  $\pm 40^\circ$



### VBG 760

Part no. .... **05-075500**  
Weight ..... 44 kg

**D 200 kN**  
EU coupling class S  
Type approval no:  
E4\*55R-010064

Angular displacement  
for eye  
Horizontally  $\pm 110^\circ$   
Vertically  $\pm 30^\circ$   
Axially  $\pm 40^\circ$



### VBG 760 AM

Part no. .... **09-031450**  
Weight ..... 49 kg  
Control box, indicating kit and cabling is ordered separately,  
see Accessories Couplings.

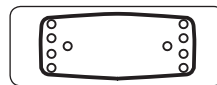
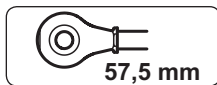
**D 200 kN**  
EU coupling class S  
Type approval no:  
E4\*55R-010064

Angular displacement  
for eye  
Horizontally  $\pm 110^\circ$   
Vertically  $\pm 30^\circ$   
Axially  $\pm 40^\circ$



### VBG 760 PA

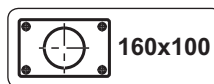
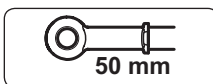
Part no. .... **09-101800**  
Weight ..... 55 kg  
Control box, indicating kit and cabling is ordered separately,  
see Accessories Couplings.



**D 310 kN**  
EU coupling class S  
Type approval no:  
E11\*55R-016804



**VBG 7310D-2** ..... **Det. nr**  
Coupling with short guiding funnel lips incl. screw kit.. **09-257000**  
Weight ..... 93 kg



### VBG 575V-2

Part no. .... **09-070100**  
 Weight ..... 57,2 kg

	Alt. 1	Alt. 2
<b>D</b> (kN)	200	200
<b>D<sub>c</sub></b> (kN)	130	130
<b>V</b> (kN)	75	63
<b>S</b> (kg)	1000	2000
EU coupling class C50-X		
Type approval no: E11*55R-018247		



### VBG 575V-2 AM

Part no. .... **09-072600**  
 Weight ..... 59,2 kg

Control box, indicating kit and cabling is ordered separately,  
 see Accessories Couplings.

	Alt. 1	Alt. 2
<b>D</b> (kN)	200	200
<b>D<sub>c</sub></b> (kN)	130	130
<b>V</b> (kN)	75	63
<b>S</b> (kg)	1000	2000
EU coupling class C50-X		
Type approval no: E11*55R-018247		



### VBG 575V-2 PA

Part no. .... **09-072200**  
 Weight ..... 64,2 kg

Control box, indicating kit and cabling is ordered separately,  
 see Accessories Couplings.

	Alt. 1	Alt. 2
<b>D</b> (kN)	200	200
<b>D<sub>c</sub></b> (kN)	130	130
<b>V</b> (kN)	75	63
<b>S</b> (kg)	1000	2000
EU coupling class C50-X		
Type approval no: E11*55R-018247		



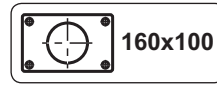
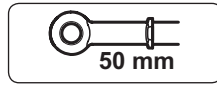
### VBG 590VR-2

Part no. .... **09-072300**  
 Weight ..... 61,7 kg

	Alt. 1	Alt. 2
<b>D</b> (kN)	285	285
<b>D<sub>c</sub></b> (kN)	140	130
<b>V</b> (kN)	90	63
<b>S</b> (kg)	1000	2000
EU coupling class C50-X		
Type approval no: E11*55R-018476		

# Couplings

## Specifications



**D 190 kN**  
 EU coupling class C50-X  
 Type approval no:  
 E4\*55R-010067  
 Angular displacement  
 for eye  
 Horizontally ± 90°  
 Vertically ± 25°  
 Axially ± 40°



### VBG 8500

Part no. .... **08-009000**  
 Weight ..... 38 kg

**D 190 kN**  
 EU coupling class C50-X  
 Type approval no:  
 E4\*55R-010067  
 Angular displacement  
 for eye  
 Horizontally ± 90°  
 Vertically ± 25°  
 Axially ± 40°



### VBG 8500 AM

Part no. .... **09-031150**  
 Weight ..... 42 kg  
 Control box, indicating kit and cabling is ordered separately,  
 see Accessories Couplings.

**D 190 kN**  
 EU coupling class C50-X  
 Type approval no:  
 E4\*55R-010067  
 Angular displacement  
 for eye  
 Horizontally ± 90°  
 Vertically ± 25°  
 Axially ± 40°



### VBG 8500 PA

Part no. .... **08-016300**  
 Weight ..... 47 kg  
 Control box, indicating kit and cabling is ordered separately,  
 see Accessories Couplings.

**D 200 kN**  
 EU coupling class C50-X  
 Type approval no:  
 E11\*55R-016775  
 Angular displacement  
 for eye  
 Horizontally ± 90°  
 Vertically ± 25°  
 Axially ± 40°



### VBG 5190D

Part no. .... **09-127500**  
 Weight ..... 44 kg

**D 200 kN**  
 EU coupling class C50-X  
 Type approval no:  
 E11\*55R-016775  
 Angular displacement  
 for eye  
 Horizontally ± 90°  
 Vertically ± 25°  
 Axially ± 40°



### VBG 5190D AM

Part no. .... **09-128050**  
 Weight ..... 43 kg  
 Control box, indicating kit and cabling is ordered separately,  
 see Accessories Couplings.

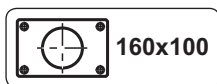
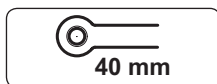
**D 200 kN**  
 EU coupling class C50-X  
 Type approval no:  
 E11\*55R-016775  
 Angular displacement  
 for eye  
 Horizontally ± 90°  
 Vertically ± 25°  
 Axially ± 40°



### VBG 5190D PA

Part no. .... **09-127700**  
 Weight ..... 51 kg  
 Control box, indicating kit and cabling is ordered separately,  
 see Accessories Couplings.





## Specifications



### VBG 8040

Part no.....**08-020000**

Weight ..... 40 kg

D 136 kN

EU coupling class S

Type approval no:

E4\*55R-010066

Angular displacement for eye

Horizontally ± 90°

Vertically ± 45°

Axially ± 40°



### VBG 8040 AM

Part no.....**09-124350**

Weight ..... 39 kg

Control box, indicating kit and cabling is ordered separately,  
see Accessories Couplings.

D 136 kN

EU coupling class S

Type approval no:

E4\*55R-010066

Angular displacement for eye

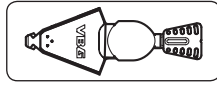
Horizontally ± 90°

Vertically ± 45°

Axially ± 40°

# Couplings

## Specifications



### VBG MFC

(VBG MFC, beam system, installation kit, screw kit and cable)

**Part no.**

VBG MFC, complete system .....	<b>08-213700</b>
VBG MFC hydraulic, complete system.....	<b>08-213800</b>
VBG MFC, endplate EUS-MFC, complete system .....	<b>08-213900</b>
VBG MFC hydraulic, endplate EUS-MFC, complete system .....	<b>08-214000</b>

<b>D</b>	188 kN
<b>D<sub>C</sub></b>	147 kN
<b>V</b>	35 kN
<b>S</b>	1000 kg

MFC complies with ECE Regulation R55, class S.

**Coupling**  
E24\*55R-010105



### VBG MFC

**Weight (kg)**

**Part no.**

Coupling unit standard .....	107 .....	<b>08-030000</b>
Coupling unit hydraulic.....	109.....	<b>08-031100</b>
Installation kit .....	5 .....	<b>28-039000</b>
Installation kit hydraulic.....	20 .....	<b>08-024800</b>
Drawbar wedge standard .....	see drawbar eyes	



### AM unit

For conversion of a manual coupling

to an AM coupling, the following is required:

	Part no.
AM unit .....	09-124000
Valve box .....	07-108000
AM operating kit, Duomatic .....	09-183300
AM operating kit, Palm .....	09-183200
AM operating kit, C-coupling .....	09-183400
Position sensor .....	09-119800
Indicating kit.....	09-099200
Cable kit 12 m.....	09-182600
Cable kit 16 m.....	09-182500
Plug .....	07-108400

For specifications and performance values, see standard version of respective coupling.



### Power actuator

All couplings:

	Part no.
Valve kit .....	07-108000

**VBG 750V/795V/795V-2/795VR/795VR-2, VBG 760, VBG 8500, VBG 8040, VBG 5190D, VBG 7310D/7310D-2, VBG 575V-2, VBG 590VR-2:**

Torsion device .....	07-110200
Bracket .....	09-113573

**VBG 575V/590V/590VR:**

Torsion device .....	07-110200
Bracket .....	09-179700

For specifications and performance values, see standard version of respective coupling.

Valve box 07-108000 is ordered separately.



### Indicating kit

	Part no.
Indicating kit .....	09-099200
Type approval no: E24*10R-050610 (09-099400)	
<b>Cabling 12 m</b> .....	<b>09-182600</b>
(unshielded cable with DIN connector for version 3.0)	
<b>Cabling 16 m</b> .....	<b>09-182500</b>
(unshielded cable with DIN connector for version 3.0)	
Connector with clips .....	09-099500
Position sensor .....	09-119800
Type approval no: e24*72/245*2006/96*1751*00	
Type approval no: E24*10R-052000 (09-115600)	
External buzzer.....	09-099800
Jackknife alarm, complete kit .....	09-036500
(Lamp/buzzer not included)	



### Protective insert

	Part no.
Protective insert VBG 750V/AM/PA, 795V/AM/PA, 795V-2/AM/PA, 795VR/VR-2, 7310D/D-2 .....	09-014500



## Protective pouch ..... Part no.

Protective pouch for MFC drawbar wedge ..... **08-108500**



## VBG MechMatic

Part no. 24V ..... **07-113000**

Part no. 12V ..... **07-115100**

Weight ..... 2,52 kg

Type approval no.: ..... E5\*10R-05142

Cabling 3.0 12 m ..... **09-182600**

alt.

Cabling 3.0 16 m ..... **09-182500**



## Guiding funnel

Part no.

VBG 795V-2/AM/PA, 795VR-2/AM/PA, 7310D-2

Guiding funnel short lips ..... **09-257500**

Guiding funnel short and long lip ..... **09-257600**

Guiding funnel long lips ..... **09-257700**



## Jack knife Indicator

Part no. .... **07-112073**

For coupling VBG 795V/AM/PA, 795VR, 750V/AM/PA in combination with drawbeam DB 75V, DB 75V-2 and DB C7.



## Electrical Jack knife Alarm

Part no. .... **09-300400**

Electronic jack knife alarm for VBG 750V/AM/PA, 795V/AM/PA, 795V-2/AM/PA, 795VR, 795VR-2/AM/PA, 7310D/7310D-2.




Part no. .... **09-300500**


Electronic jack knife alarm for VBG 575V-2/AM/PA, 590VR-2.



	Part no.
<b>Handle A (1)</b> .....	09-123300
<b>Sleeve kit for handle (2)</b> .....	09-126400
<b>Handle B (3)</b> .....	09-123400
<b>Ball handle (4)</b> .....	09-126700



<b>Coupling mouth extender</b> .....	Part no.
VBG 750V.....	09-058400 + 09-101200
VBG 795V.....	2 pcs. 09-101200
VBG 575V-2/590VR-2 .....	2 pcs. 09-072700



<b>Protective bracket kit</b> .....	Part no.
VBG 5190D .....	09-179173
VBG 5190D .....	09-127973



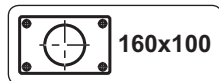
<b>Protective bracket kit AM</b>	Part no.
VBG 750V/795V/795V-2/795VR-2, VBG760, VBG 8500, VBG 575V-2 .....	09-124973
VBG 8040 .....	09-124773
VBG 575V.....	09-124873



<b>Service tools</b> .....	Part no.
Service tools couplings (1) .....	39-030000
Hydraulic foot pump.....	39-031700
Ring spanner for MFC (2).....	08-110400
Mounting tool kit for MFC (3).....	39-033000

# Manual couplings

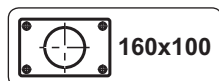
## Specifications



### Insert adapter

VBG 750V/795V/795V-2/795VR/795VR-2

Part no. .... **07-111500**  
 Hole pattern ..... 160 × 100, 120 × 55 mm  
 Weight ..... 6,3 kg



### Tow jaw 190

Part no. .... **07-019000**  
 Hole pattern: ..... 160 × 100 ..... 120 × 55 mm  
 Max tow vehicle weight\*: ..... 40.7 tons ..... 40.7 tons  
 Max. centre-axle trailer weight: ... 8 tons ..... 3 tons  
 Max. trailer weight: ..... 30 tons ..... 10 tons  
 Hook diameter: ..... 35 mm ..... 35 mm  
 Weight: ..... 5.5 kg ..... 5.5 kg

\* In accordance with Directive 77/389/EEG

#### Accessories

Cotter for tow jaw 190 ..... **07-035000**

#### Part no.

### Tow hook 401

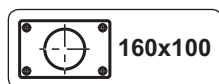
Part no. .... **07-040100**  
 Hole pattern: ..... 160 × 100 ..... 120 × 55 mm  
 Max tow vehicle weight\*: ..... 25.4 tons ..... 25.4 tons  
 Max. centre-axle trailer weight: ... 6 tons ..... 3 tons  
 Max. trailer weight: ..... 28 tons ..... 10 tons  
 Hook diameter: ..... 35 mm ..... 35 mm  
 Weight: ..... 6.2 kg ..... 6.2 kg

\* In accordance with Directive 77/389/EEG

#### Accessories

Lock pin and chain for tow hook 401 ..... **07-039900**

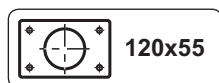
#### Part no.



### Bolt kit

M20 for hole pattern 160 × 100

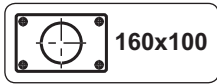
Part no. .... **07-020600**  
 Weight ..... 1,2 kg



### Bolt kit

M14 for hole pattern 120 × 55

Part no. .... **07-020200**  
 Weight ..... 0,5 kg



### DB 35V



Length (mm)	Weight (kg)	Part no.
728	36	20-097278
742	36	20-097178
752	37	20-097078
770	38	20-096778
784	39	20-096670
834	40	20-096570
850	41	20-095570

**D** 138 kN  
**D<sub>c</sub>** 92 kN  
**V** 35 kN  
**S** 1000 kg  
 EU coupling class F  
 Type approval no:  
 e11\*94/20\*3746  
 E11 55R-013746

### DB 75V-2 60x60



Length (mm)	Weight (kg)	Part no.
590	38	20-108378
728	43	20-108178
742	43,5	20-111278
752	44	20-107978
756	44,5	20-110878
762	44	20-107778
766	44,5	20-111078
770	44,5	20-107578
784	45	20-107378
790	45,5	20-151278
826	46,5	20-107178
850	47,5	20-106978
885	49	20-106778

	Alt. 1	Alt. 2
<b>D</b> (kN)	200	200
<b>D<sub>c</sub></b> (kN)	130	130
<b>V</b> (kN)	75	63
<b>S</b> (kg)	1000	2000

	Alt. 3	Alt. 4
<b>D</b> (kN)	200	200
<b>D<sub>c</sub></b> (kN)	150	141
<b>V</b> (kN)	50	63
<b>S</b> (kg)	1000	1000

EU coupling class F  
 Type approval no:  
 E11\*55R-018244

### DB 75V-3 60x60



Length (mm)	Weight (kg)	Part no.
590-855	-	21-624578
762	45,7	21-624378
770	46,0	21-624178
790	46,8	21-623978
852	49,1	21-623778

	Alt. 1	Alt. 2
<b>D</b> (kN)	247	247
<b>D<sub>c</sub></b> (kN)	130	187
<b>V</b> (kN)	75	35
<b>S</b> (kg)	1000	1000

EU coupling class  
 Type approval no:  
 E11\*55R-0111081



### DB 260D



Length (mm)	Weight (kg)	Part no.
735	58	20-103178
766	59	20-100300
825	60	20-102870
834	61	20-099900

**D** 260 kN  
 Type approval no:  
 E11 \*55R-015341



### TB 30D

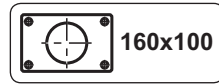


Length (mm)	Weight (kg)	Part no.
752	17,0	21-166078
770	17,5	21-165978
834	18,9	21-165878
850	19,5	21-165278

**D** 41 kN  
**D<sub>c</sub>** 30 kN  
**V** 18 kN  
**S** 350 kg  
 EU coupling class F  
 Type approval no:  
 E11 \*55R-016701

# Drawbeams

## Specifications



	Alt. 1	Alt. 2
<b>D</b> (kN)	200	200
<b>D<sub>c</sub></b> (kN)	140	141
<b>V</b> (kN)	75	63
<b>S</b> (kg)	1000	2000

	Alt. 3
<b>D</b> (kN)	200
<b>D<sub>c</sub></b> (kN)	150
<b>V</b> (kN)	50
<b>S</b> (kg)	1000

EU coupling class F  
Type approval no:  
E11\*55R-018246



### DB-C7 DAF 60x60

For central and semi-underslung installation

Length (mm)	Weight (kg)	Part no.
756 .....	45,5 .....	<b>20-105278</b>
766 .....	46,0 .....	<b>20-105378</b>

### Endplate EDS

Part no. ....	<b>20-112078</b>
Weight .....	15,0 kg
Bolt kits/spacers .....	see <a href="http://www.vbg.eu">www.vbg.eu</a>

	Alt. 1	Alt. 2
<b>D</b> (kN)	200	200
<b>D<sub>c</sub></b> (kN)	140	141
<b>V</b> (kN)	75	63
<b>S</b> (kg)	1000	2000

	Alt. 3
<b>D</b> (kN)	200
<b>D<sub>c</sub></b> (kN)	150
<b>V</b> (kN)	50
<b>S</b> (kg)	1000

EU coupling class F  
Type approval no:  
E11\*55R-018246



### DB-C7 Iveco 45x45

For central and semi-underslung installation

Length (mm)	Weight (kg)	Part no.
742 .....	45,5 .....	<b>20-105678</b>
756 .....	46,0 .....	<b>20-110678</b>

### Endplate EDS

Part no. ....	<b>20-112178</b>
Weight .....	13,0 kg
Bolt kits/spacers .....	see <a href="http://www.vbg.eu">www.vbg.eu</a>

	Alt. 1	Alt. 2
<b>D</b> (kN)	200	200
<b>D<sub>c</sub></b> (kN)	140	141
<b>V</b> (kN)	75	63
<b>S</b> (kg)	1000	2000

	Alt. 3
<b>D</b> (kN)	200
<b>D<sub>c</sub></b> (kN)	150
<b>V</b> (kN)	50
<b>S</b> (kg)	1000

EU coupling class F  
Type approval no:  
E11\*55R-018246



### DB-C7 MAN 50x50/40

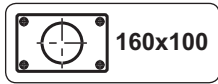
For central and semi-underslung installation

Length (mm)	Weight (kg)	Part no.
730 .....	43,5 .....	<b>20-104878</b>
744 .....	44,0 .....	<b>20-104978</b>

### Endplate EDS

Part no. ....	<b>20-111978</b>
Weight .....	12,0 kg
Bolt kits/spacers .....	see <a href="http://www.vbg.eu">www.vbg.eu</a>





## Specifications



### DB-C7 Mercedes 50x50

For central and semi-underslung installation

Length (mm)	Weight (kg)	Part no.
730 (50x45)	43,5	20-111478
744 (50x45)	44,0	20-111578
732	51,5	20-112678
744	52,0	20-112578
822	55,0	20-112478
834	56,0	20-112378

### Endplate EDS

Part no. (50x45)	20-111978
Part no.	20-113078
Weight	12,0 kg
Bolt kits/spacers	see www.vbg.eu

	Alt. 1	Alt. 2
D (kN)	200	200
D <sub>c</sub> (kN)	140	141
V (kN)	75	63
S (kg)	1000	2000

	Alt. 3
D (kN)	200
D <sub>c</sub> (kN)	150
V (kN)	50
S (kg)	1000

EU coupling class F  
Type approval no:  
E11\*55R-018246



### DB-C7 Scania 50x50

For central and semi-underslung installation

Length (mm)	Weight (kg)	Part no.
751	43,5	20-103978
735	42,5	20-104178

### Endplate EDS

Part no.	21-112278
Weight	21,0kg
Bolt kits/spacers	see www.vbg.eu

	Alt. 1	Alt. 2
D (kN)	200	200
D <sub>c</sub> (kN)	140	141
V (kN)	75	63
S (kg)	1000	2000

	Alt. 3
D (kN)	200
D <sub>c</sub> (kN)	150
V (kN)	50
S (kg)	1000

EU coupling class F  
Type approval no:  
E11\*55R-018246



### DB-C7 Volvo/RVI 50x60

For central and semi-underslung installation

Length (mm)	Weight (kg)	Part no.
826	46,5	20-104278
836	47,0	20-104378

### Endplate EDS

Part no.	20-111878
Weight	13,0 kg
Bolt kits/spacers	see www.vbg.eu

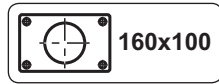
	Alt. 1	Alt. 2
D (kN)	200	200
D <sub>c</sub> (kN)	140	141
V (kN)	75	63
S (kg)	1000	2000

	Alt. 3
D (kN)	200
D <sub>c</sub> (kN)	150
V (kN)	50
S (kg)	1000

EU coupling class F  
Type approval no:  
E11\*55R-018246

# Drawbeams

## Specifications



**D** 141 kN  
**D<sub>c</sub>** 141 kN  
**V** 63 kN  
**S** 1000 kg  
 EU coupling class F  
 Type approval no:  
 E24\*55R-010155



### CMS Trailer incl. drawbeam

L Cross member (mm)	Coupling height (mm)	Weight (kg)	Part no.
958-974	290	161	21-208578
958-974	450	181	21-208778
1078-1094	290	174	21-196278
1078-1094	450	194	21-196678
1178-1194	290	183	21-208478
1178-1194	450	203	21-208678
1278-1294	290	192	21-196178
1278-1294	450	212	21-196578

**D** 188 kN  
**D<sub>c</sub>** 141 kN  
**V** 63 kN  
**S** 1000 kg  
 EU coupling class F  
 Type approval no:  
 E24\*55R-010264



### CMS 63V

Length (mm)	Weight (kg)	Part no.
735 (H=175)	103	21-205478
826 (H=175)	111	21-207178
826 (H=255)	127	21-584978

**D** 166 kN  
**D<sub>c</sub>** 141 kN  
**V** 63 kN  
**S** 1000 kg  
 EU coupling class F  
 Type approval no:  
 E24\*55R-010264



### CMS 63V EU

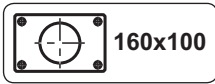
Length (mm)	Weight (kg)	Part no.
735 (H=175)	141	21-206278
826 (H=175)	149	21-207278
826 (H=255)	166	21-585578

**D** 141 kN  
**D<sub>c</sub>** 141 kN  
**V** 63 kN  
**S** 1000 kg  
 EU coupling class F  
 Type approval no:  
 E24\*55R-010002



### CMS DBI

Length (mm)	Weight (kg)	Part no.
730	122	21-199678
735	122	21-199478
742	123	21-199878
756	125	21-199778
826	128	21-199578



## Specifications

### CMS MFC 75V-3



	Weight (kg)	Part no.
DAF (420/175/756).....	83,8.....	<b>21-600478</b>
DAF (600/305/756).....	110,1.....	<b>21-600578</b>
Iveco (405/175/742).....	80,9.....	<b>21-600678</b>
Iveco (585/305/742).....	107,3.....	<b>21-600778</b>
MAN (400/175/730).....	80,2.....	<b>21-600878</b>
MAN (550/305/730).....	103,8.....	<b>21-600978</b>
Mercedes (400/175/732).....	100,2.....	<b>21-601078</b>
Mercedes (550/305/732).....	103,8.....	<b>21-601178</b>
Mercedes (400/175/822).....	85,1.....	<b>21-601278</b>
Mercedes (550/305/822).....	109,6.....	<b>21-601378</b>
Scania (400/175/735).....	78,3.....	<b>21-601478</b>
Scania (550/305/735).....	102,0.....	<b>21-601578</b>
Volvo/RVI (400/175/826).....	88,9.....	<b>21-601678</b>
Volvo/RVI (550/305/826).....	112,5.....	<b>21-601778</b>

	Alt. 1	Alt. 2
<b>D</b> (kN)	188	188
<b>D<sub>c</sub></b> (kN)	130	147
<b>V</b> (kN)	75	35
<b>S</b> (kg)	1000	1000

Type approval no:  
E11\*55R-0110663

### AMS MFC



	Weight (kg)	Part no.
DAF (420/180/756).....	42,0.....	<b>21-193400</b>
Iveco (405/180/742).....	41,0.....	<b>21-193300</b>
MAN (400/180/730).....	40,0.....	<b>21-193500</b>
Mercedes (400/150/732).....	36,1.....	<b>21-609000</b>
Mercedes (400/150/822).....	47,0.....	<b>21-218200</b>
Scania (400/150/735).....	40,1.....	<b>21-193100</b>
Volvo/RVI (400/180/826).....	48,0.....	<b>21-193200</b>

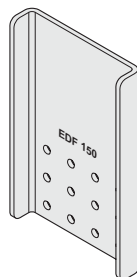
<b>D</b>	188 kN
----------	--------

Type approval no:  
E24\*55R-010133

# Endplate kits

## Specifications

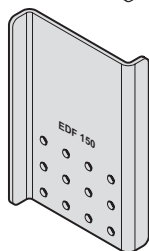
Performance values  
see respective drawbeam  
Type approval no  
see respective drawbeam



### EDF 150

Endplate kit for vehicle-adapted holing.

**Part no. (275x460)** .....**21-588278**  
Weight ..... 22,0 kg  
Bolt kits/spacers ..... see [www.vbg.eu](http://www.vbg.eu)

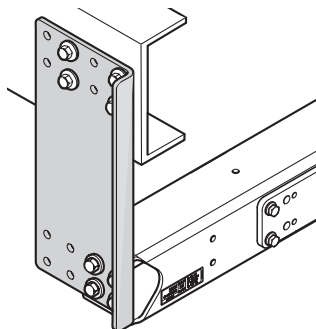


### EDF 150 Tipper

Endplate kit for vehicle-adapted holing.

**Part no. (275x460)** .....**21-588578**  
Weight ..... 22,0 kg  
Bolt kits/spacers ..... see [www.vbg.eu](http://www.vbg.eu)

Performance values  
see drawbeam TB 30D  
Type approval no  
see drawbeam TB 30D



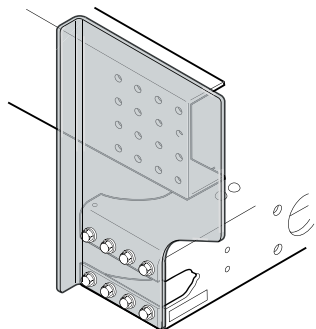
### EDH-2T

**Part no.** .....**21-112378**  
Weight ..... 30 kg

Screw kit (M16) for fitting endplate kit to vehicle frame:

<b>TB 30D</b>	<b>Part no.</b>
14-22 mm	<b>21-165100</b>
23-30 mm	<b>21-165700</b>

Performance values  
see respective drawbeam  
Type approval no  
see respective drawbeam

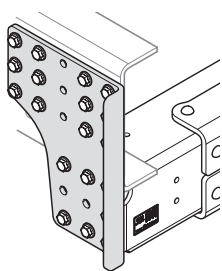


### EDK

**Long, part no.** .....**21-131600**  
**Short, part no.** .....**21-132700**  
Weight ..... the weight varies, depending  
on the size of endplate

Screw kit for fitting endplate kit to vehicle frame:

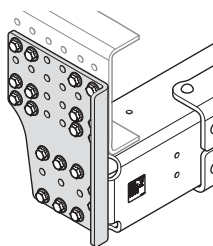
<b>DB 35V, DB 75V</b>	<b>Part no.</b>
If the flange is fitted at front	<b>21-149500</b>
If the flange is fitted at back	2x <b>21-148800</b>



### EDH-3 DAF 60x60

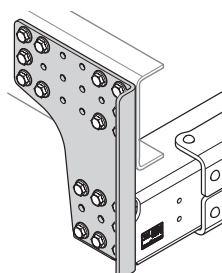
Part no. .... 21-214278  
Weight ..... 16,7 kg  
Bolt kits/spacers ..... see [www.vbg.eu](http://www.vbg.eu)

Performance values  
see respective drawbeam  
Type approval no  
see respective drawbeam



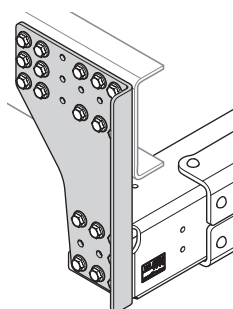
### EDH-4 DAF 60x60

Part no. .... 21-621178  
Weight ..... 24,1 kg  
Bolt kits/spacers ..... see [www.vbg.eu](http://www.vbg.eu)



### EDM-2 DAF 60x60

Part no. .... 21-221178  
Weight ..... 23,6 kg  
Bolt kits/spacers ..... see [www.vbg.eu](http://www.vbg.eu)



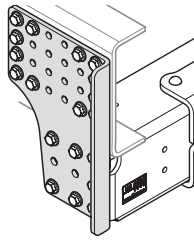
### EDL-2 DAF 60x60

Part no. .... 21-223278  
Weight ..... 31,0 kg  
Bolt kits/spacers ..... see [www.vbg.eu](http://www.vbg.eu)

# Endplate kits

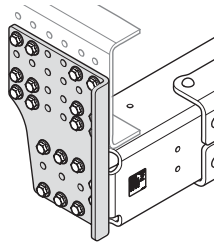
## Specifications

Performance values  
see respective drawbeam  
Type approval no  
see respective drawbeam



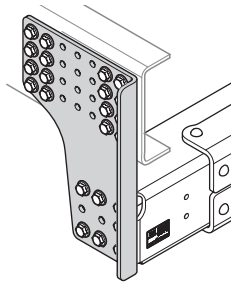
### **EDH-3 IVECO 45x45**

Part no. ....21-214578  
Weight ..... 16,7 kg  
Bolt kits/spacers ..... see [www.vbg.eu](http://www.vbg.eu)



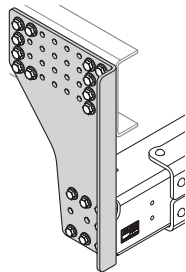
### **EDH-4 IVECO 45x45**

Part no. ....21-621478  
Weight ..... 24,0 kg  
Bolt kits/spacers ..... see [www.vbg.eu](http://www.vbg.eu)



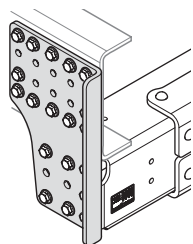
### **EDM-2 IVECO 45x45**

Part no. ....21-221478  
Weight ..... 23,4 kg  
Bolt kits/spacers ..... see [www.vbg.eu](http://www.vbg.eu)



### **EDL-2 IVECO 45x45**

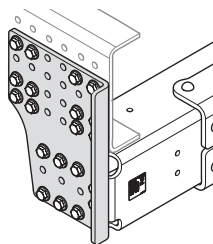
Part no. ....21-223578  
Weight ..... 32,0 kg  
Bolt kits/spacers ..... see [www.vbg.eu](http://www.vbg.eu)



### EDH-3 MAN 50x50/40

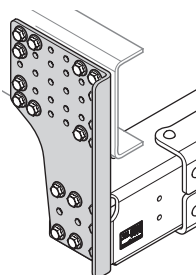
Part no. .... **21-213078**  
 Weight ..... 16,5 kg  
 Bolt kits/spacers ..... see [www.vbg.eu](http://www.vbg.eu)

Performance values  
 see respective drawbeam  
 Type approval no  
 see respective drawbeam



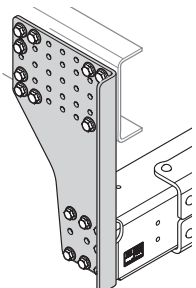
### EDH-4 MAN 50x50/40

Part no. .... **21-621778**  
 Weight ..... 23,9 kg  
 Bolt kits/spacers ..... see [www.vbg.eu](http://www.vbg.eu)



### EDM-2 MAN 50x50/40

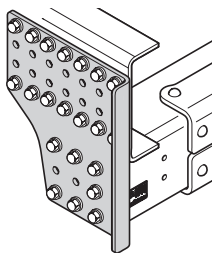
Part no. .... **21-220278**  
 Weight ..... 25,3 kg  
 Bolt kits/spacers ..... see [www.vbg.eu](http://www.vbg.eu)



### EDL-2 MAN 50x50/40

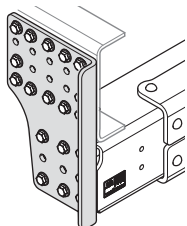
Part no. .... **21-222378**  
 Weight ..... 34,6 kg  
 Bolt kits/spacers ..... see [www.vbg.eu](http://www.vbg.eu)

Performance values  
see respective drawbeam  
Type approval no  
see respective drawbeam



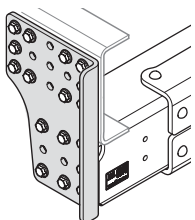
### EDH-2 MB 50x50

Part no. .... 21-208178  
Weight ..... 23,0 kg  
Bolt kits/spacers ..... see [www.vbg.eu](http://www.vbg.eu)



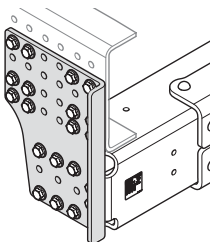
### EDH-3 Mercedes 50x45

Part no. .... 21-213378  
Weight ..... 16,5 kg  
Bolt kits/spacers ..... see [www.vbg.eu](http://www.vbg.eu)



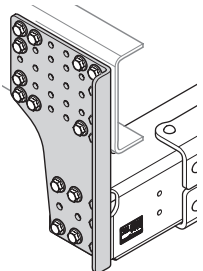
### EDH-3 Mercedes 50x50

Part no. .... 21-214878  
Weight ..... 16,5 kg  
Bolt kits/spacers ..... see [www.vbg.eu](http://www.vbg.eu)



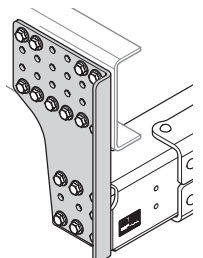
### EDH-4 Mercedes 50x50

Part no. .... 21-622078  
Weight ..... 21,2 kg  
Bolt kits/spacers ..... see [www.vbg.eu](http://www.vbg.eu)



### EDM-2 Mercedes 50x45

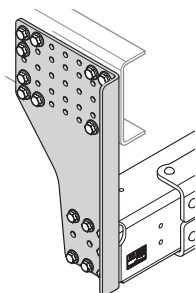
Part no. .... 21-220578  
Weight ..... 25,0 kg  
Bolt kits/spacers ..... see [www.vbg.eu](http://www.vbg.eu)



### EDM-2 Mercedes 50x50

Part no. .... 21-220878  
Weight ..... 23,8 kg  
Bolt kits/spacers ..... see [www.vbg.eu](http://www.vbg.eu)

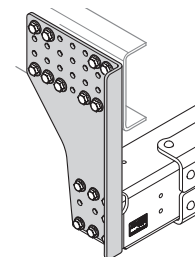




### **EDL-2 Mercedes 50x45**

Part no. ....21-222678  
Weight ..... 34,6 kg  
Bolt kits/spacers ..... see [www.vbg.eu](http://www.vbg.eu)

Performance values  
see respective drawbeam  
Type approval no  
see respective drawbeam

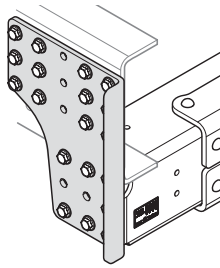


### **EDL-2 Mercedes 50x50**

Part no. ....21-222978  
Weight ..... 32,6 kg  
Bolt kits/spacers ..... see [www.vbg.eu](http://www.vbg.eu)

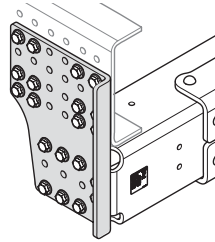
## Specifications

Performance values  
see respective drawbeam  
Type approval no  
see respective drawbeam



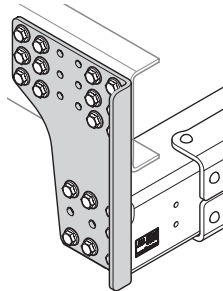
### EDH-3 SCANIA 50x50

Part no. ....21-213678  
Weight ..... 16,7 kg  
Bolt kits/spacers ..... see [www.vbg.eu](http://www.vbg.eu)



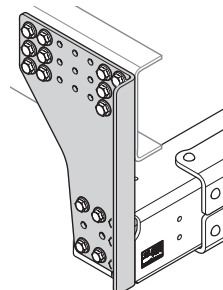
### EDH-4 SCANIA 50x50

Part no. ....21-622378  
Weight ..... 21,4 kg  
Bolt kits/spacers ..... see [www.vbg.eu](http://www.vbg.eu)



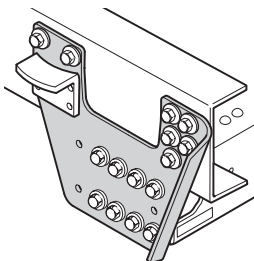
### EDM-2 SCANIA 50x50

Part no. ....21-219678  
Weight ..... 21,0kg  
Bolt kits/spacers ..... see [www.vbg.eu](http://www.vbg.eu)



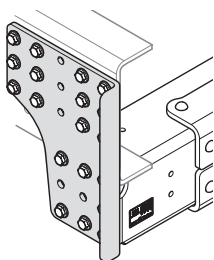
### EDL-2 SCANIA 50x50

Part no. ....21-221778  
Weight ..... 29,5 kg  
Bolt kits/spacers ..... see [www.vbg.eu](http://www.vbg.eu)



### EDHZ 50x50

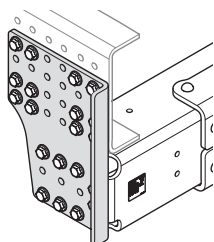
Part no. ....21-167378  
Weight ..... 16,0 kg  
Bolt kits/spacers ..... see [www.vbg.eu](http://www.vbg.eu)



### EDH-3 VOLVO/RVI 50x60

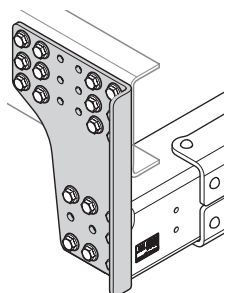
Part no. ....21-213978  
 Weight ..... 16,7 kg  
 Bolt kits/spacers ..... see www.vbg.eu

Performance values  
 see respective drawbeam  
 Type approval no  
 see respective drawbeam



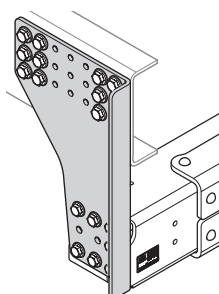
### EDH-4 VOLVO/RVI 50x60

Part no. ....21-622678  
 Weight ..... 22,6 kg  
 Bolt kits/spacers ..... see www.vbg.eu



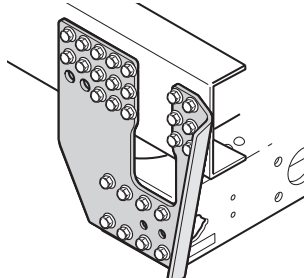
### EDM-2 VOLVO/RVI 50x60

Part no. ....21-219978  
 Weight ..... 22,2 kg  
 Bolt kits/spacers ..... see www.vbg.eu



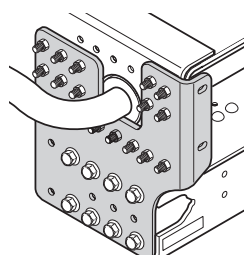
### EDL-2 VOLVO/RVI 50x60

Part no. ....21-222078  
 Weight ..... 31,0 kg  
 Bolt kits/spacers ..... see www.vbg.eu



### EDMS-2 50x60

Part no. ....21-164278  
 Weight ..... 37 kg  
 Bolt kits/spacers ..... see www.vbg.eu



### EDC-1 50x60

Part no.  
 for standard bogie installation height..... 21-147500  
 for high/extra high bogie installation height ..... 21-147400  
 Weight ..... 78 kg  
 Bolt kits/spacers ..... see www.vbg.eu

# Brackets for power and air

## Installation beam

L=826 mm

Part no. ....21-179170

incl.

1 Duomatic bracket .....21-179478

2 Power plug brackets.....21-179378

12 M6SF screws

12 M6MF nuts

Weight ..... 18 kg

L=734 mm

Part no. ....21-179278

incl.

1 Duomatic bracket .....21-179478

2 Power plug brackets.....21-179378

12 M6SF screws

12 M6MF nuts

Weight ..... 18 kg

### Holder for power plug

Part no. ....21-179378

incl. 4 M6SF screws, 4 M6MF nuts

Weight ..... 0,33 kg

### Holder for Duomatic

Part no. ....21-179478

incl. 4 M6SF screws, 4 M6MF nuts

Weight ..... 0,41 kg

### Holder for hydraulic plug

Part no. ....21-179578

incl. 4 M6SF screws, 4 M6MF nuts

Weight ..... 0,38 kg

### Cover plate

Part no. ....21-179678

incl. 4 M6SF screws, 4 M6MF nuts


Weight ..... 0,44 kg

Spacer 5 mm (4 st).....21-192700

Weight ..... 1,5 kg

Spacer 8 mm (4 st).....21-192800

Weight ..... 2,3 kg



## Bracket

Left, part no. ....28-045778

Weight ..... 3,0 kg

Right, part no. ....28-045878

Weight ..... 3,0 kg

## Bracket

Underlying, part no. ....28-045978

Weight ..... 3,2 kg



### Aluminium beam

#### UHAP-2

Type approval no.:  
E11\*58R-025001



Protective beam	Intended for frame width		Length (mm)	Weight (kg)	Part no.
	B1 (mm)	B2 (mm)			
UHAP-2 .....	760-1300 ...	760-1300 ..	2400 ...	20 .....	<b>21-210800</b>
UHAP-2 .....	760-1300 ...	760-1300 ..	2400 ...	20 .....	<b>21-210700</b> with reflex
UHAP-2 .....	760-1300 ...	760-1300 ..	1900 ...	16 .....	<b>21-210900</b>
UHAP-2 .....	760-1300 ...	760-1300 ..	2400 ...	20 .....	<b>21-595000</b>

### Steel beam

#### UOSP

Type approval no.:  
E11\*58R-02010002



Protective beam	Intended for frame width		Length (mm)	Weight (kg)	Part no.
	B1 (mm)	B2 (mm)			
UOSP .....	760-850 ...	760-850 ...	2358 ...	25,5 ..	<b>21-176978</b>

#### UCSP

Type approval no.:  
E11\*58R-02010003



Protective beam	Intended for frame width		Length (mm)	Weight (kg)	Part no.
	B1 (mm)	B2 (mm)			
UCSP .....	640-1300 ...	640-1300 ..	2314 ...	18 .....	<b>21-177270</b>
UCSP .....	640-1300 ...	640-1300 ..	2314 ...	18 .....	<b>21-177278</b>
UCSP .....	640-1300 ...	640-1300 ..	1914 ...	15 .....	<b>21-177578</b>

#### UDSP

Type approval no.:  
E11\*58R-0211516



Protective beam	Intended for frame width		Length (mm)	Weight (kg)	Part no.
	B1 (mm)	B2 (mm)			
UDSP .....	754-852 .....		2412 .....	52,9	<b>21-580678</b>

#### Spacer for UDSP

Thickness	Weight (kg)	Part no.
6 mm .....	0,36 .....	<b>21-584700</b>
8 mm .....	0,49 .....	<b>21-584600</b>
10 mm .....	0,61 .....	<b>21-584200</b>
14 mm .....	0,85 .....	<b>21-584300</b>
16 mm .....	1,00 .....	<b>21-584400</b>

### Sliding underrun protection

#### URSP

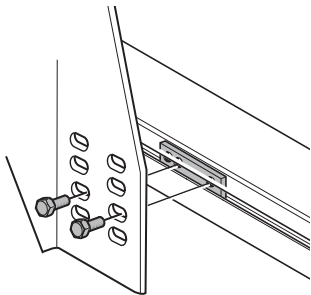
Type approval no.:  
E11\*58R-0210206



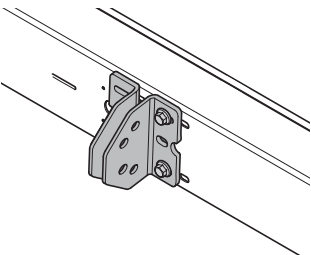
Type	Length L (mm)	Weight (kg)	Part no.
URSP, 600 mm manual .....	661 .....	83 .....	<b>21-224600</b>
URSP, 1000 mm manual .....	1061 .....	92 .....	<b>21-224700</b>
URSP, 600 mm hydraulic.....	661 .....	92 .....	<b>21-192200</b>
URSP, 1000 mm hydraulic....	1061 .....	101 .....	<b>21-192300</b>

# Underrun protection

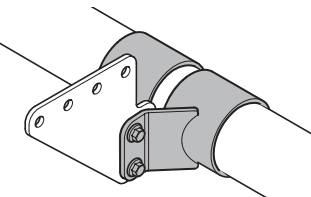
## Bracket for protective beam



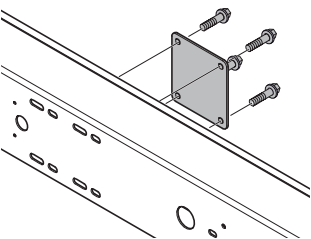
Part no. .... **21-175000**  
Weight ..... 1 kg



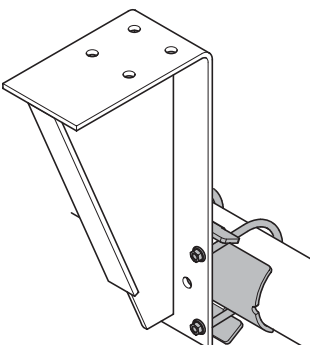
Part no. .... **21-175178**  
Weight ..... 7,3 kg



Part no. .... **21-178478**  
Weight ..... 10,6 kg

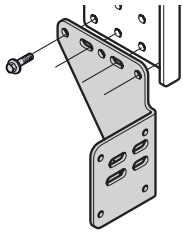


Part no. .... **21-178378**  
Weight ..... 1,7 kg



Part no. .... **21-183478**  
Weight ..... 5,7 kg

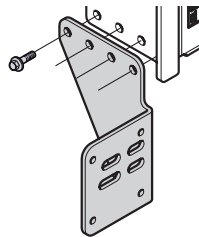
## Endplate Kits



### EUS-4 45/60

Part no. ....21-225678

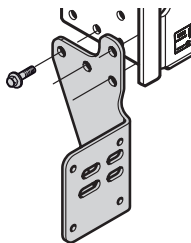
Weight ..... 7,6 kg



### EUS-4 50

Part no. ....21-570778

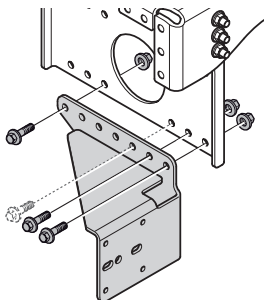
Weight ..... 7 kg



### EUS-4 60

Part no. ....21-225378

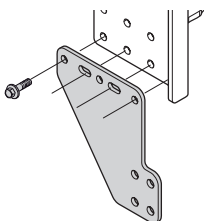
Weight ..... 7,6 kg



### EUS-MFC

Part no. ....21-184678

Weight ..... 16,7 kg



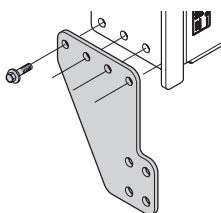
### EUP 45/60

Part no. H=195 .....21-212278

Weight ..... 6 kg

Part no. H=135 .....21-212578

Weight: ..... 5 kg



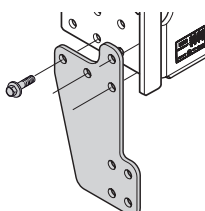
### EUP 50

Part no. H=195 .....21-570478

Weight ..... 5,5 kg

Part no. H=135 .....21-570578

Weight: ..... 4,5 kg



### EUP 60


Part no. H=195 .....21-212478

Weight ..... 5,5 kg

Part no. H=135 .....21-212778


Weight: ..... 4,5 kg

# Underrun protection



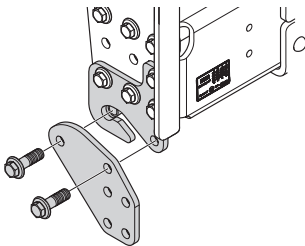
## EUR-4 45/60

Part no. .... 21-230578  
Weight ..... 6,7 kg



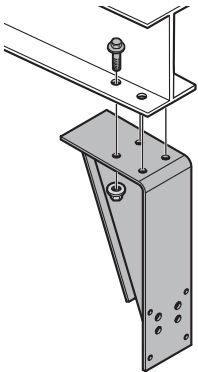
## EUR-4 50

Part no. .... 21-571078  
Weight ..... 6,5 kg



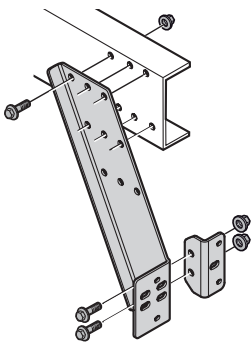
## EUR-4 60

Part no. .... 21-215378  
Weight ..... 9 kg



## EUT

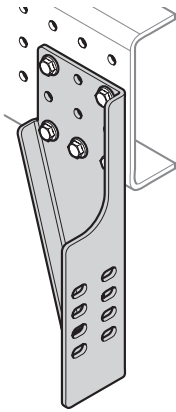
Part no. .... 21-086078  
Weight ..... 23 kg



## EUL

Part no. .... 21-186978  
Weight ..... 12 kg





## **EUH-2 DAF 60x60**

Part no.....21-227578  
Weight ..... 14,4 kg

## **EUH-2 Iveco 45x45**

Part no.....21-226078  
Weight ..... 12,6 kg

## **EUH-2 MAN/Mercedes 50x45/40**

Part no.....21-226978  
Weight ..... 12,9 kg

## **EUH-2 Mercedes 50x50**

Part no.....21-226678  
Weight ..... 13,2 kg

## **EUH-2 Scania 50x50**

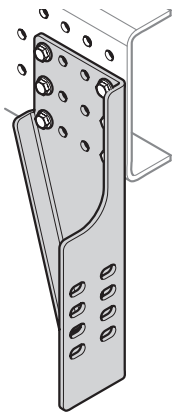
Part no.....21-226378  
Weight ..... 13,2 kg

## **EUH-2 Volvo/RVI 50x60**

Part no.....21-227278  
Weight ..... 13,6 kg

## **EUH-3 undrilled endplate**

Part no.....21-592378  
Weight ..... 14,9 kg



## **EUM-2 DAF 60x60**

Part no.....21-229378  
Weight ..... 19,8 kg

## **EUM-2 Iveco 45x45**

Part no.....21-227878  
Weight ..... 17,0 kg

## **EUM-2 MAN/Mercedes 50x45/40**

Part no.....21-228778  
Weight ..... 17,5 kg

## **EUM-2 Mercedes 50x50**

Part no.....21-228478  
Weight ..... 18,0 kg

## **EUM-2 Scania 50x50**

Part no.....21-228178  
Weight ..... 17,9 kg

## **EUM-2 Volvo/RVI 50x60**

Part no.....21-229078  
Weight ..... 18,5 kg

## **EUM-3 undrilled endplate**

Part no.....21-592678  
Weight ..... 22,2 kg

# Underrun protection

## Attaching underrun protection



### Bracket UPSO-2 50

Part no. .... 21-571278  
Weight ..... 37 kg

### Bracket UPSO-2 45/60

Part no. .... 21-229678  
Weight ..... 37 kg

### Bracket UPSO-2 60

Part no. .... 21-225778  
Weight ..... 37 kg



### Bracket UPS-2

Fits UHAP-2

Part no. .... 21-230678  
Weight ..... 15,5 kg

Fits UCSP

Part no. .... 21-230778  
Weight ..... 12,0 kg



### Bracket UPB

Fits UHAP-2, UOSP, UCSP together with end plate CMS  
63V EU

Part no.(150)..... 21-586578  
Weight ..... 11,0 kg

Part no.(100)..... 21-587878  
Weight ..... 9,0 kg

## Hinged underrun protection



### EUFA-2

Left, part no. .... 21-176578

Right, part no. .... 21-176678

Weight/pair ..... 31 kg

Type approval no. .... See respective protective beam

### Accessories

Parallel bracket ..... 21-179778

Screw kit for truck frame ..... 21-182400

Arm stop kit ..... 21-187778

### EUFA

(Mounting plates, arm kit and tube)

Type	Length	Weight (kg)	Part no.
------	--------	-------------	----------

EUFA Iveco	525-385	68,9	21-597678
------------	---------	------	-----------

EUFA Volvo/RVI	525-385	70,9	21-597778
----------------	---------	------	-----------

EUFA Scania/MB	525-385	69,0	21-597878
----------------	---------	------	-----------

EUFA undrilled	525-385	71,3	21-597978
----------------	---------	------	-----------

EUFA Iveco	695-555	74,9	21-590278
------------	---------	------	-----------

EUFA Volvo/RVI	695-555	76,9	21-590378
----------------	---------	------	-----------

EUFA Scania/MB	695-555	75,8	21-590478
----------------	---------	------	-----------

EUFA undrilled	695-555	77,4	21-590578
----------------	---------	------	-----------

### Accessories

Spring kit ..... 21-587500

Adjusting tool ..... 39-035100



## Bolt kits for thickness 14-27 mm

Description	Weight (kg)	Part no.
50 mm M14, 10.9, 10-pack	1,5	21-202200
50 mm M14, 10.9, 4-pack	0,6	21-202300
50 mm M16, 10.9, 10-pack	2,1	21-204700
50 mm M16, 10.9, 4-pack	0,9	21-204800



## Bolt kits for thickness 24-37 mm

Description	Weight (kg)	Part no.
60 mm M14, 10.9, 10-pack	1,6	21-202400
60 mm M14, 10.9, 4-pack	0,6	21-204600
60 mm M16, 10.9, 10-pack	2,3	21-204900
60 mm M16, 10.9, 4-pack	0,9	21-205000

## Bolt kits for thickness 36-47 mm

Description	Weight (kg)	Part no.
70 mm M14, 10.9, 10-pack	2,0	21-593900
70 mm M14, 10.9, 4-pack	0,8	21-593800
70 mm M16, 10.9, 10-pack	2,5	21-593700
70 mm M16, 10.9, 4-pack	1,0	21-593600

## Spacer for DB75V-2



Thickness	Weight (kg)	Part no.
1 mm	0,14	20-108600
2 mm	0,27	20-108700
5 mm	0,66	20-108800
8 mm	1,06	20-108900
10 mm	1,32	20-109000

## Spacer for DB-C7



Thickness	Weight (kg)	Part no.
1 mm	0,06	20-150000
2 mm	0,13	20-150100
5 mm	0,31	20-150200
8 mm	0,49	20-150300
10 mm	0,62	20-150400



Thickness	Weight (kg)	Part no.
1 mm	0,06	20-109600
2 mm	0,12	20-109700
5 mm	0,29	20-109800
8 mm	0,46	20-109900
10 mm	0,58	20-110000



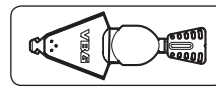
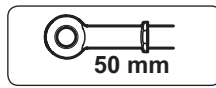
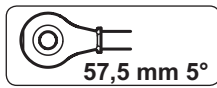
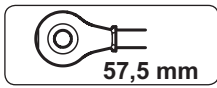
Thickness	Weight (kg)	Part no.
1 mm	0,03	20-150500
2 mm	0,06	20-150600
5 mm	0,12	20-150700
8 mm	0,18	20-150800
10 mm	0,23	20-150900



## VBG Rear End Solution

	Part no.
<b>Light mounting panel</b>	
Light mounting panel, type short (Left+Right) .....	28-104900
Light mounting panel, type long (Left+Right) including cover plate between light mounting panels .....	28-105000
<b>Midsection, with centrally mounted drawbeam</b>	
Volvo/RVI, vehicle frame height 266 mm .....	28-103400
DAF, vehicle frame height 260 mm .....	28-103500
Scania/MB, chassis width < 791 mm .....	28-103600
MB, chassis width 850 mm .....	28-103800
<b>Midsection, with centrally mounted drawbeam, in the lower part of the vehicle frame</b>	
Volvo/RVI, vehicle frame height 300 mm .....	28-103400
DAF, vehicle frame height 310 mm .....	28-103500
MAN.....	28-103900
<b>Midsection, with half underslung drawbeam in the high position</b>	
MAN.....	28-103900
Volvo/RVI, vehicle frame height 300 mm .....	28-104000
DAF, vehicle frame height 310 mm .....	28-104100
Scania/MB, chassis width < 791 mm .....	28-104200
MB, chassis width 850 mm .....	28-104300
<b>Midsection, with half underslung drawbeam, in the low position</b>	
Volvo/RVI, vehicle frame height 266 or 300 mm .....	28-104400
DAF, vehicle frame height 260 or 310 mm .....	28-104500
Scania/MB, chassis width < 791 mm .....	28-104700
MB, chassis width 850 mm .....	28-104800
MAN.....	28-104600

The following coupling models are suitable for VBG Rear End Solution: VBG 750V, VBG 750V PA, VBG 795V-2, VBG 795V-2 PA, VBG 795VR-2 and VBG 795VR-2 PA.



### Multi XF

Part no. .... see [www.vbg.eu](http://www.vbg.eu)  
 Weight ..... see [www.vbg.eu](http://www.vbg.eu)

**D** 188 kN  
**A<sub>v</sub>** 18 tons  
 Length ≤ 3500 mm  
 Type approval no  
 E11\*55R-014637

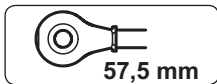
**D** 162 kN  
**A<sub>v</sub>** 18 tons  
 Length > 3500 mm  
 Type approval no  
 E11\*55R-014636



### Multi XF

Part no. .... see [www.vbg.eu](http://www.vbg.eu)  
 Weight ..... see [www.vbg.eu](http://www.vbg.eu)

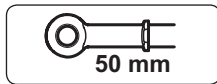
**D** 130 kN  
**A<sub>v</sub>** 12 tons  
 Type approval no  
 E11\*55R-014978



### Multi D 179

Part no. .... see [www.vbg.eu](http://www.vbg.eu)  
 Weight ..... see [www.vbg.eu](http://www.vbg.eu)

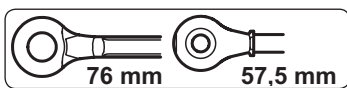
**D** 179 kN  
**A<sub>v</sub>** 18 tons  
 Type approval no  
 E11\*55R-013425



### Multi D 130

Part no. .... see [www.vbg.eu](http://www.vbg.eu)  
 Weight ..... see [www.vbg.eu](http://www.vbg.eu)

**D** 130 kN  
**A<sub>v</sub>** 12 tons  
 Type approval no  
 E11\*55R-012589



### Front part Multi D 158/179

Part no. .... see [www.vbg.eu](http://www.vbg.eu)  
 Weight ..... see [www.vbg.eu](http://www.vbg.eu)

**D** 158/179 kN  
**A<sub>v</sub>** 18 tons  
 Type approval no  
 E11\*55R-018218



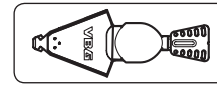
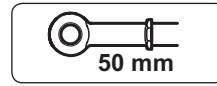
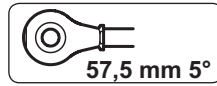
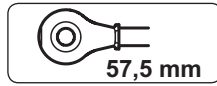
### Front part Multi D 158/179

Part no. .... see [www.vbg.eu](http://www.vbg.eu)  
 Weight ..... see [www.vbg.eu](http://www.vbg.eu)

**D** 158/179 kN  
**A<sub>v</sub>** 18 tons  
 Type approval no  
 E11\*55R-018218

# Drawbars

## Specifications



**D** 188 kN  
**A<sub>v</sub>** 18 tons  
Length ≤ 3500 mm  
Class E  
Type approval no  
E11\*55R-016004

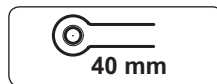


### Optimal

Part no.....see [www.vbg.eu](http://www.vbg.eu)

Weight ..... see [www.vbg.eu](http://www.vbg.eu)

**D** 162 kN  
**A<sub>v</sub>** 18 tons  
Length > 3500 mm  
Class E  
Type approval no  
E11\*55R-016279



### Optimal

Part no.....see [www.vbg.eu](http://www.vbg.eu)

Weight ..... see [www.vbg.eu](http://www.vbg.eu)

**D** 130 kN  
**A<sub>v</sub>** 12 tons  
Class E  
Type approval no  
E11\*55R-016280

**D** 152 kN  
**A<sub>v</sub>** 18 tons  
Class E  
Type approval no  
E11\*55R-014456



### Automatic drawbar

Part no..... 26-100000

## Joint accessories

	<b>Part no.</b>
	Trailer bracket for Vibra block..... <b>26-057300</b>
	Sleeve for welding of trailer bracket BRIAB..... <b>25-064800</b>
	Centering tool for drawbar eye DIN Ø 40 mm ..... <b>25-055000</b>
	Centering tool for drawbar eye ISO Ø 50 mm ..... <b>25-055100</b>
	Centering tool for drawbar eye VBG Ø 57 mm..... <b>25-055200</b>
	Balancing kit ..... <b>25-053700</b> (incl. balance spring, rigging screw and spring retainer)
	Foot step..... <b>25-054100</b>
	Spring retainer ..... <b>25-054900</b>
	Holder for power plug..... <b>18-030100</b>
	Support..... <b>25-083778</b>



## Unique accessories Multi XF

	Part no.
Catwalk.....	25-074300
Mounting plates for MFC Towing adapter .....	08-106000



## Unique accessories Multi

### Part no.

**Catwalk, short .....**25-054800

Fits following drawbars:

25-056078	25-059778	25-061678	25-056178
25-060278	25-062178	25-056278	25-060378
25-062278	25-059478	25-061378	25-063178
25-059578	25-061478	25-063278	25-059678
25-061578	25-063578		

**Catwalk, medium.....**25-054700

Fits following drawbars:

25-044378	25-045378	25-060478	25-044478
25-045478	25-062378	25-044578	25-056378
25-063378	25-044678	25-056478	25-063478
25-045178	25-056578	25-063678	25-045278

**Catwalk, long.....**25-054600

Fits following drawbars:

25-043978	25-044778	25-045578	25-044078
25-044878	25-045678	25-044178	25-044978
25-045778	25-044278	25-045078	25-045878

Mounting plates for MFC Towing adapter .....

**08-106000**



## Unique accessories Automatic drawbar

### Part no.

1. Rear bracket.....	25-013000
2. Vibra block.....	26-050700
3. Pivot bolt.....	18-055600
4. Rear bracket Briab.....	25-013500
5. Installation kit.....	26-058600
6. Spring retainer .....	26-071700
7. Control box .....	07-108000



## Unique accessories Optimal



Lifting bracket alt 1 ..... **Part no.**  
**25-088278**



Lifting bracket alt 2 ..... **25-087878**



Lifting bracket alt 3 ..... **25-089478**



Lifting arm ..... **25-089378**



Damper ..... **25-088700**



Cable bracket ..... **25-088678**



Cover plate ..... **25-088178**


## Unique accessories Optimal



Cable protection .....**25-088078**



Bracket for welding .....**25-087900**



Sliding bracket, front.....**25-108578**



Sliding bracket, rear.....**25-108478**



Mounting plate for MFC Towing adapter.....**08-105900**

## Specifications



40 mm

### Welded drawbar eyes



#### DBE 129

Part no. ....17-012900  
Weight .....7,3 kg

Total weight 48 tons  
Trailer weight 32 tons  
Support load 900 kg



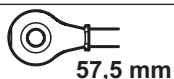
50 mm



#### DBE 895

Part no. ....16-089500  
Weight ..... 10 kg

D value 190 kN  
Dc value 150 kN  
V value 25 kN  
Support load 1000 kg  
Class D50-X  
Type approval no.  
E4\*55R-010162



57,5 mm



#### DBE 173

Part no. .... 15-017300  
Weight .....12,7 kg

D-value 225 kN  
Dc-value -  
V-value -  
Support load -  
Class S  
Type approval no.  
E4\*55R-010332

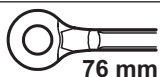


#### DBE 230

Part no. .... 15-023000  
Weight ..... 19,8 kg

	Alt. 1	Alt. 2
D (kN)	290	290
D <sub>c</sub> (kN)	145	150
V (kN)	95	75
S (kg)	1000	2000

Type approval no.  
E11\*55R-019835



76 mm



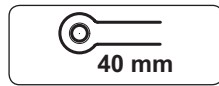
#### DBE 132

Part no. ....17-014400  
Weight ..... 9,7 kg

D value 190 kN  
Dc value -  
V value -  
Support load -  
Type approval no.  
E11\*55R-017329

# Drawbar eyes

## Specifications



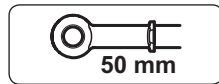
**Total weight** 48 Ton  
**Trailer weight** 32 Ton  
**Support load** 1000 kg



### Screwed drawbar eyes

#### DBE 130

**Part no.** .....17-013000  
**Weight** ..... 10,3 kg

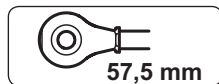


**D value** 190 kN  
**Dc value** 120 kN  
**V value** 40 kN  
**Support load** 1000 kg  
 Class D50-X  
 Type approval no.  
 E11\*55R-013731



#### DBE 885

**Part no.** .....16-088500  
**Weight** .....12 kg



**D value** 190 kN  
**Dc value** 120 kN  
**V value** 40 kN  
**Support load** 1000 kg  
 Class S  
 Type approval no.  
 E4\*55R-010319



#### DBE 160

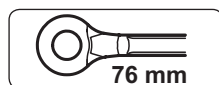
**Part no.** ..... 15-016000  
**Weight** .....13 kg

**D value** 250 kN  
**Dc value** 141 kN  
**V value** 63 kN  
**Support load** 1000 kg  
 Class S  
 Type approval no.  
 E11\*55R-015819



#### DBE 153

**Part no.** ..... 15-015300  
**Weight** ..... 13,3 kg



**D value** 190 kN  
**Dc value** 120 kN  
**V value** 40 kN  
**Support load** 1000 kg  
 Class S  
 Type approval no.  
 E11\*55R-017330



#### DBE 172

**Part no.** ..... 17-017200  
**Weight** ..... 13,3 kg



#### Sleeve

**Part no.** .....17-015800  
**Weight** .....7,2 kg  
 ☑ 90 mm for use with all types of screwed drawbar eyes.

## Specifications



### Drawbar eyes for Multi XF and Optimal



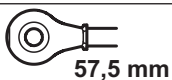
Part no.....**25-073083**  
Weight ..... 15,5 kg

**D value** 130 kN  
**Dc value** -  
**V value** -  
**Support load** -  
Type approval no  
see respective drawbars



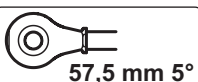
Part no.....**25-073183**  
Weight ..... 15,8 kg

**D value** 188 kN  
**Dc value** -  
**V value** -  
**Support load** -  
Class D50-X  
Type approval no  
see respective drawbars



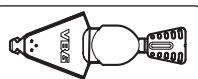
Part no.....**25-073283**  
Weight ..... 16,2 kg

**D value** 188 kN  
**Dc value** -  
**V value** -  
**Support load** -  
Class S  
Type approval no  
see respective drawbars



Part no.....**25-073383**  
Weight ..... 16,2 kg

**D value** 188 kN  
**Trailer weight** -  
**Centre-axle trailer weight** -  
**Support load** -  
Class S  
Type approval no  
see respective drawbars



### Drawbar wedge for Multi XF and Optimal

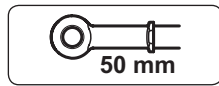


	Weight (kg)	Part no.
Drawbar wedge standard	62	<b>08-108700</b>
Drawbar wedge hydraulic	73	<b>08-109000</b>

**D value** 188 kN  
Type approval no.  
E24\*55R-010106  
  
Angles  
Horizontally ± 90°  
Vertically ± 20°  
Axially ± 25°

# Drawbar eyes

## Specifications



**D value** 190 kN  
**Dc value** 120 kN  
**V value** 50 kN  
**Support load** 1000 kg  
 Class D50-C  
 Type approval no.  
 E4\*55R-010333

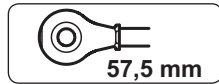


### Flanged drawbar eyes

#### DBE 917

**Part no.** .....16-091700  
**Weight** ..... 11,3 kg

	<b>Alt. 1</b>	<b>Alt. 2</b>
<b>D value (kN)</b>	290	290
<b>Dc value (kN)</b>	145	130
<b>V value (kN)</b>	95	75
<b>Support load (kg)</b>	1000	2000
Class S		
Type approval no. E4*55R-01008		



#### DBE 190

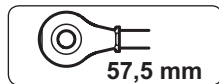
**Part no.** ..... 15-019000  
**Weight** ..... 19 kg

**D value** 290 kN  
**Dc value** 135 kN  
**V value** 75 kN  
**Support load** 1000 kg  
 Class S  
 Type approval no.  
 E11\*55R-015820



#### DBE 157

**Part no.** ..... 15-020500  
 (kit with mounting plate)  
**Weight** ..... 20 kg



### VBG MFC Towing adapter

Max tractor unit weight 34.6 tonne.

**Part no.** .....08-106100



### Mounting plates

For drawbar eye	Part no.
16-091700: .....	16-091000
.....	15-020200
15-019000: .....	15-020200
.....	15-019800

16-091000 (1)..... 8 threaded hole  
 15-020200 (2) ..... 6+8 threaded hole  
 15-019800 (3) ..... 6 threaded hole  
 with welded wing

#### Bolt kits

For drawbar eye	Part no.
15-019000: .....	15-019200
.....	6 bolts M16, Quality 12.9
16-091700:.....	15-020600
.....	8 bolts M16, Quality 12.9

# Power plug 14/17 and 14/17 SAL



## 14 or 17 terminals

Standard or SAL version\*

2 cable inlets, Ø 10,5 mm – 15,0 mm

Terminal 1 and 2 ..... 9,5 mm 25 A

Single terminal ..... 6,5 mm 15 A

Double terminal ..... 6,5 mm 10 A

The permitted amperage in VBG's power plugs is limited by the earth connection, i.e. a maximum of 25 A.

\* SAL-version comparable to IP class 54.

Description	Part no.	Part no. 10-pack
Power plug 14, box.....	28-029000	28-029001
Power plug 14, plug.....	28-036000	28-036001
Power plug 14 SAL, box.....	28-034000	28-034001
Power plug 14 SAL, plug.....	28-036100	28-036101
Power plug 17, box.....	28-029200	28-029201
Power plug 17, plug.....	28-036200	28-036201
Power plug 17 SAL, box.....	28-034500	28-034501
Power plug 17 SAL, plug.....	28-036300	28-036301



Accessories	Part no.
Lock hook for plug.....	28-027600



Electric heating coil for box or plug.....	28-029900
--	-----------



Bracket for recessing.....	18-029700
----------------------------	-----------



Angle bracket.....	18-029400
--------------------	-----------



Straight bracket for welding.....	18-029600
-----------------------------------	-----------



Socket for plug.....	18-030100
----------------------	-----------



## Spiral cable 14-pole

**Part no.** ..... **28-033500**  
Weight ..... 2.9 kg  
Working length..... 2 250 mm  
Max. extension length..... 4 000 mm  
Protection class IP67 and IP69K in accordance with DIN 40050.

### Technical data

Temperature range ..... -40 °C - +85 °C  
Other technical data can be found at [www.vbg.eu](http://www.vbg.eu).



## Spiral cable 15-pole

**Part no.** ..... **28-033600**  
Weight ..... 2.9 kg  
Working length..... 2 250 mm  
Max. extension length..... 4 000 mm  
Protection class IP67 and IP69K in accordance with DIN 40050.

### Technical data

Temperature range ..... -40 °C - +85 °C  
Other technical data can be found at [www.vbg.eu](http://www.vbg.eu).



## Spiral cable adapter

**Part no.** ..... **28-043700**  
Weight ..... 2.0 kg  
Working length..... 2 250 mm  
Max. extension length..... 4 000 mm  
Protection class IP67 and IP69K in accordance with DIN 40050.

### Technical data

Temperature range..... -40 °C - +85 °C  
Other technical data can be found at [www.vbg.eu](http://www.vbg.eu).



## ABS connector 5-pole

**Part no.** ..... **28-037500**  
Weight ..... 2.9 kg  
Working length..... 2 250 mm  
Max. extension length..... 4 000 mm  
Protection class IP67 and IP69K in accordance with DIN 40050.

### Technical data

Temperature range ..... -40 °C - +85 °C  
Other technical data can be found at [www.vbg.eu](http://www.vbg.eu).



## Spiral cable 7-pole EBS

**Part no.** ..... **28-037600**  
Weight ..... 2.9 kg  
Working length..... 2 250 mm  
Max. extension length..... 4 000 mm  
Protection class IP67 and IP69K in accordance with DIN 40050.

### Technical data

Temperature range ..... -40 °C - +85 °C  
Other technical data can be found at [www.vbg.eu](http://www.vbg.eu).





## Spiral cable 15-pole

**Part no.** .....28-037700  
**Weight** ..... 2,9 kg  
**Working length** ..... 2 250 mm  
**Max. extension length** ..... 4 000 mm  
Protection class IP67 and IP69K in accordance with DIN 40050.

### Technical data

**Temperature range** ..... -40 °C - +85 °C  
Other technical data can be found at [www.vbg.eu](http://www.vbg.eu).



## Spiral cable 7-pole

**Part no.** .....28-037800  
**Weight** ..... 2,9 kg  
**Working length** ..... 2 250 mm  
**Max. extension length** ..... 4 000 mm  
Protection class IP67 and IP69K in accordance with DIN 40050.

### Technical data

**Temperature range** ..... -40 °C - +85 °C  
Other technical data can be found at [www.vbg.eu](http://www.vbg.eu).



## 7-pole Spiral cable

**Part no.** .....28-037900  
**Weight** ..... 2,9 kg  
**Working length** ..... 2 250 mm  
**Max. extension length** ..... 4 000 mm  
Protection class IP67 and IP69K in accordance with DIN 40050.

### Technical data

**Temperature range** ..... -40 °C - +85 °C  
Other technical data can be found at [www.vbg.eu](http://www.vbg.eu).



## Spiral cable adapter 15/7/7-pole

**Part no.** .....28-040000  
**Weight** ..... 2,9 kg  
**Working length** ..... 2 250 mm  
**Max. extension length** ..... 4 000 mm  
Protection class IP67 and IP69K in accordance with DIN 40050.

### Technical data

**Temperature range** ..... -40 °C - +85 °C  
Other technical data can be found at [www.vbg.eu](http://www.vbg.eu).



## Spiral cable 17-pole

**Part no.** .....28-046400  
**Weight** ..... 2,0 kg  
**Working length** ..... 2 250 mm  
**Max. extension length** ..... 4 000 mm  
Protection class IP67 and IP69K in accordance with DIN 40050.

### Technical data

**Temperature range** ..... -40 °C - +85 °C  
Other technical data can be found at [www.vbg.eu](http://www.vbg.eu).



## VBG MechOil

Part no. .... 49-005500

Spray can of 400 ml, supplied in 12-pack.

---



## VBG ElectroOil

Part no. .... 49-005300

Spray can of 400 ml, supplied in 12-pack.

---



## Keep it safe-kit


Part no. .... 49-002400

The kit contains:

- 1 st Wear gauge (plastic)
- 1 st Driver's Manual
- 1 st MechOil
- 1 st ElectroOil

## Reflectors for trucks


The rear marker plates comply with all the requirements in ECE directive no. 70 and supplement no. 70.01. The aluminium plates have rounded corners: R=15 mm.



Size	1 set =	Order no.	10-pack
132 x 283.....Self-adhesive.....	4 pcs.....	98-016800.....	98-016801
132 x 283.....Aluminium.....	4 pcs.....	98-026800.....	98-026801
132 x 565.....Self-adhesive.....	2 pcs.....	98-017000.....	98-017001
132 x 565.....Aluminium.....	2 pcs.....	98-027000.....	98-027001
132 x 1130 .....Self-adhesive.....	2-part.....	98-017000.....	98-017001
132 x 1130 .....Aluminium.....	1 pcs.....	98-027100.....	98-027001

## Reflectors for trailers

The rear marker plates comply with all the requirements in ECE directive no. 70 and supplement no. 70.01. The aluminium plates have rounded corners: R=15 mm.



Size	1 set =	Order no.	10-pack
197 x 283.....Self-adhesive.....	4 pcs.....	98-017200.....	98-017201
197 x 283.....Aluminium.....	4 pcs.....	98-027200.....	98-027201
197 x 565.....Self-adhesive.....	2 pcs.....	98-017300.....	98-017301
197 x 565.....Aluminium.....	2 pcs.....	98-027300.....	98-027301
197 x 1130 .....Self-adhesive.....	2-part.....	98-017400.....	98-017401
197 x 1130 .....Aluminium.....	1 pcs.....	98-027400.....	98-027401

## Reflectors for Modular System

The signs can be folded together when not running the modular vehicle combination.



Specifications	Quantity	Order no.
Reflex modular vehicle .....	1 pcs .....	98-418000
Reflex modular vehicle "SÆRTRANSPORT" .....	1 pcs .....	98-029800

## Reflectors with text "WIDE LOAD"



Size	Qty	Order no.
1280 x 410 Aluminium 2 mm.....	1 pcs .....	98-025000



## Outline markers

Approved and marked in accordance with ECE directive no. 104.



**Self-adhesive reflector strips:** 50,8 mm x 50 m.

### Outline markers for hard sides

**Best. nr**



Red (Rear).....98-011100

Yellow (Side).....98-011200

White (Side).....98-011300

Other types of markers can be quoted on request.



