

ATTACHMENTS FOR LOADER CRANES

PREMIUM line

Rotators

page

KM 03 S Rotator with shaft

11

KM 04 S Rotator with shaft

11

KM 04 F Rotator with flange

11

KM 06 F Rotator with flange

12



Brick Stack Grapples

page

KM 332V-1100 c Brick stack grapple - parallel squeeze

8

Complete package* with rotator, short hoses, upper suspension and compression rails

KM 332-1000 c Brick stack grapple - parallel squeeze

18

Complete package* with rotator, short hoses, upper suspension and compression rails

KM 331-1000 c Brick stack grapple - scissor grab

20

Complete package* with rotator, short hoses, upper suspension and compression rails

KM 331-1200 c Brick stack grapple - scissor grab

20

Complete package* with rotator, short hoses, upper suspension and compression rails



* basic tool individually available

Your advantage:

- ✓ Professional Tools for Professional Users
- ✓ Top Products now with Shorter Delivery Time
- ✓ Ready-to-Mount and Optimally Adapted Complete Packages



Pallet Forks

page

KM 401H-2000-500 Pallet Fork 22
with hydraulic centre of gravity adjustment

KM 401H-2000-600 Pallet Fork 22
with hydraulic centre of gravity adjustment

KM 401-1500-500 Pallet Fork 21
with spring loaded centre of gravity adjustment

KM 401-2000-500 Pallet Fork 21
with spring loaded centre of gravity adjustment

KM 414-2000-500 Pallet Fork 26
with mechanical centre of gravity adjustment

KM 414-2000-600 Pallet Fork 26
with mechanical centre of gravity adjustment

KM 415-2000-500 Pallet Fork 25
with spring loaded centre of gravity adjustment

Universal Fork

page

KM 461-1500 c Universal Fork 29
Complete package* with rotator, short hoses and upper suspension

* basic tool individually available

PREMIUM line

Clamshell Buckets with *HPXdrive Standard*

page

KM 604HPX-250 c Clamshell buckets with *HPXdrive Standard*

Complete package* with teeth, rotator and upper suspension,
250 l volume

34

KM 604HPX-325 c Clamshell buckets with *HPXdrive Standard*

Complete package* with teeth, rotator and upper suspension,
325 l volume

34

KM 604HPX-350 c Clamshell buckets with *HPXdrive Standard*


Komplettpaket* mit Zähnen, Drehmotor und Aufhängung,
350 l volume

34

KM 604HPX-450 c Grabgreifer mit *HPXdrive Standard*

Complete package* with teeth, rotator and upper suspension,
450 l volume

34



Clamshell Buckets with *HPXdrive Heavy Duty*

page

KM 605HPX-250 c Clamshell buckets with *HPXdrive Heavy Duty*

Complete package* with teeth, rotator and upper suspension,
250 l volume

42

KM 605HPX-350 c Clamshell buckets with *HPXdrive Heavy Duty*


Complete package* with teeth, rotator and upper suspension,
350 l volume

42

KM 605HPX-450 c Clamshell buckets with *HPXdrive Heavy Duty*

Complete package* with teeth, rotator and upper suspension,
450 l volume

42



* basic tool individually available

Your advantage:

- ✓ Professional Tools for Professional Users
- ✓ Top Products now with Shorter Delivery Time
- ✓ Ready-to-Mount and Optimally Adapted Complete Packages



Clamshell Buckets with Horizontal Cylinder

page

KM 604-250 c Clamshell bucket for daily routine jobs

Complete package * with teeth, rotator, short hoses and upper suspension, 250 l volume

50

KM 604-350 c Clamshell bucket for daily routine jobs

Complete package * with teeth, rotator, short hoses and upper suspension, 350 l volume

50

KM 604-450 c Clamshell bucket for daily routine jobs

Complete package * with teeth, rotator, short hoses and upper suspension, 450 l volume

50



Clamshell Buckets with Horizontal Cylinder

page

KM 605-250 c Clamshell bucket for heavy tasks

Complete package * with teeth, rotator, short hoses and upper suspension, 250 l volume

51

KM 605-350 c Clamshell bucket for heavy tasks

Complete package * with teeth, rotator, short hoses and upper suspension, 350 l volume

51



Clamshell Bucket with Open Shells

page

KM 605U-400 c Universalgreifer für schweren Einsatz

Complete package * with wear plates, rotator, short hoses, upper suspension and welded hooks, 400 l volume

53

* basic tool individually available

PREMIUM line

High Volume Clamshell Buckets

page

KM 602-500 c Clamshell bucket for handling high capacities


54

Complete package* with rotator, short hoses and upper suspension,
500 l volume

KM 602-650 c Clamshell bucket for handling high capacities

54

Complete package* with rotator, short hoses and upper suspension,
650 l volume



Clamshell Buckets with Narrow Bucket Carrier

page

KM 622-300 c Clamshell bucket with narrow bucket carrier

55

Complete package* with rotator, short hoses and upper suspension,
300 l volume

KM 622-400 c Clamshell bucket with narrow bucket carrier

Complete package* with rotator, short hoses and upper suspension,
400 l volume

KM 622-500 c Clamshell bucket with narrow bucket carrier

55

Complete package* with rotator, short hoses and upper suspension,
500 l volume



Clamshell Buckets with Vertical Cylinders

page

KM 607-215 c Clamshell bucket for heavy digging works


58

Complete package* with teeth, rotator, short hoses and upper suspension,
215 l volume

KM 607-255 c Clamshell bucket for heavy digging works

58

Complete package* with teeth, rotator, short hoses and upper suspension,
255 l volume



* basic tool individually available

Your advantage:

- ✓ Professional Tools for Professional Users
- ✓ Top Products now with Shorter Delivery Time
- ✓ Ready-to-Mount and Optimally Adapted Complete Packages



Container Discharge Units

page

KM 920-1A Container discharge unit

for container with ring system (load capacity 4500 kg)

68

KM 920-1B Container discharge unit

for container with ring system (load capacity 2500 kg)

68

KM 921 Container discharge unit

for container with **KINSHOFER**-mushroom or ring system

70



The secure service of the container discharge units **KM 921** and **KM 920-12** can only be guaranteed by **KINSHOFER** GmbH in case the **ORIGINAL KINSHOFER FIXED AND HOIST DISCS** are used on the container in the specified distance dimensions!



Barrier Lifter

page

KM 932MB-6/10 Barrier lifter

for concrete barriers and big blocks

74



Earth Drills

page

3000TC Earth drill

for augers type S4 with diameters of 100 - 600 mm

75

5500TC Earth drill

for augers type S5 with diameters of 150 - 800 mm

75

7000TC Earth drill

for augers type S5 with diameters of 150 - 1000 mm

75

KINSHOFER Attachments – Quality in Action



**Brick Stack Grapple
KM 332V**



**Pallet Fork
KM 415**



**Orange Peel Grapple
KM 650**



**Clamshell Bucket
KM 604HPX**



**Clamshell Bucket with Open Shells
KM 604U HPX**



**Rock Grapple
KM 613HPX**



**Timber Grapple
KM 632HPX**



**Earth Drill with Auger
3000TC with S4**



**Barrier Lifter
KM 932MB**



**Universal Grapple for Z-Cranes
KM 605U HPX-Z**



**Pole Grapple
KM 930-1000 Special**



**Asymmetric Orange Peel Grapple
KM 652-5/2**

KINSHOFER-Rotator Line		page
Product Features		10
Product Range		11
Accessories for Rotators		14
Fully hydraulic Quick Change Device for Loader Cranes KM 506 SMARTFLOW		16
Brick Stack Grapples		
KM 332 / KM 333	Brick Stack Grapple – parallel squeeze	18
	Accessories for Brick Stack Grapples	19
KM 331	Brick Stack Grapple – scissor grab	20
Pallet Forks		
KM 401	Pallet Fork – mechanical centre of gravity adjustment & adjustable tines with spindle	21
KM 401H	Pallet Fork – hydraulic centre of gravity adjustment & adjustable tines with spindle	22
KM 401T	Telescopic Pallet Fork – mechanical centre of gravity adjustment & adjustable tines with spindle	23
KM 401HT	Telescopic Pallet Fork – hydraulic centre of gravity adjustment & adjustable tines with spindle	24
KM 415	Pallet Fork – with hydraulic centre of gravity adjustment & tines with lock pin adjustment	25
KM 414	Pallet Fork – with manual centre of gravity adjustment & tines with lock pin adjustment	26
KM 414T	Telescopic Pallet Fork – with manual centre of gravity adjustment & tines with lock pin adjustment	27
KM 460	Universal Extension for Pallet Forks KM 401(H) / KM 414 / KM 415	28
Universal Fork KM 461		29
Grapples with HPXdrive		30
HPXdrive Standard - Drive Unit for daily routine jobs		32
HPXdrive Standard - Exchangeable Shells		33
KM 604HPX	Clamshell Bucket with HPXdrive for daily routine tasks	34
KM 626HPX	Small Volume Clamshell Bucket with HPXdrive for daily routine tasks	35
KM 604U HPX	Clamshell Bucket with open shells and HPXdrive for daily routine tasks	36
KM 613HPX	Rock Grapple with HPXdrive for daily routine tasks	37
KM 632HPX	Timber Grapple with HPXdrive for daily routine tasks	38
KM 641HPX	Hay and Forestry Grapple with HPXdrive for daily routine tasks	39
HPXdrive Heavy Duty - Drive Unit for Heavy Jobs		40
HPXdrive Heavy Duty - Exchangeable Shells		41
KM 605HPX	Heavy Duty Clamshell Bucket with HPXdrive for heavy tasks	42
KM 605HPX-Z	Heavy Duty Clamshell Bucket with HPXdrive for heavy tasks on Z-Cranes	43
KM 605U HPX	Heavy Duty Clamshell Bucket with open shells and HPXdrive for heavy tasks	44
KM 605U HPX-Z	Heavy Duty Clamshell Bucket with open shells and HPXdrive for heavy tasks on Z-cranes	45
KM 613HPX-HD	Heavy Duty Rock Grapple with HPXdrive for heavy tasks	46
KM 632HPX-HD	Heavy Duty Timber Grapple with HPXdrive for heavy tasks	47
KM 641HPX-HD	Heavy Duty Hay and Forestry Grapple with HPXdrive for heavy tasks	48
Clamshell Bucket with Horizontal Cylinder		
KM 626	Small Volume Clamshell Bucket with horizontal cylinders for daily routine tasks	49
KM 604	Clamshell Bucket with horizontal cylinder for daily routine tasks	50
KM 605	Heavy Duty Clamshell Bucket with horizontal cylinder for heavy tasks	51
KM 606	Reinforced Clamshell Bucket with horizontal cylinder for heavy tasks	52
KM 605U	Heavy Duty Clamshell Bucket with open shells and horizontal cylinder for heavy tasks	53
KM 602	High Volume Clamshell Bucket with horizontal cylinder	54
KM 622	High Volume Clamshell Bucket with horizontal cylinder and narrow bucket carrier	55
Clamshell Buckets with Vertical Hydraulic Cylinder		
KM 603	Clamshell Bucket with vertical cylinders for daily routine tasks	56
KM 603F/R	Clamshell Bucket with vertical cylinders for daily routine tasks (with scraper (F) / round shells (R))	57
KM 607	Heavy Duty Clamshell Bucket with vertical cylinders	58
Accessories for Clamshell Buckets		59
Orange Peel Grapples		
KM 650 small	Orange Peel Grapples with 120-240 litres capacity	60
KM 650 large	Orange Peel Grapples with 250-500 litres capacity	61
KM 652-5/2 / KM 652-6/2	Asymmetric Orange Peel Grapples with 240 litres capacity	62
Logging Grapple and Harvester		
KM 634	Logging Grapple	63
KM 634-3Z	Harvester for telescopic forklifts	64
Universal Grapples for Railway		
KM 632HPX Rails	Rail and Sleeper Grapple with HPXdrive	65
KM 632R	Universal Railway Grapple with vertical cylinders	66
KM 632-2-R	Universal Railway Grapple with horizontal cylinders	67
Container Discharge Units		
KM 920-1 / KM 920-22	Container Discharge Units	68
KM 920-11 / KM 921	Container Discharge Units	69
KM 920-12	Container Discharge Units	70
	Dimensions for containers with mushroom or ring system	70
KM 920-5 / KM 920-4	Hooks for universal fork suspension (KM 920-5) and containers	71
Manipulators		
KM 930-1000 Special	Manipulator	72
KM 931-1000	3-Axes-Manipulator	72
KM 930	Manipulator	73
KM 932MB	Barrier Lifter	74
Earth Drills and Augers		
3000TC / 5500TC / 7000TC	Earth Drills	75
S4 / S5	Augers for Earth Drills	76

-> For further information on **KINSHOFER** products please visit our website www.kinshofer.com

Product Features

KINSHOFER-Rotator Line

KINSHOFER manufactures rotators for truck loaders, excavators and logging operations. Years of experience in designing rotators and hydraulic load handling equipment guarantee high efficiency, long lasting rotators, specially tailored to meet your requirements.

The gear-type design ensures a very compact and powerful rotator. The precision control and braking ability is especially appreciated by operators. A grapple does not rotate unexpectedly when digging, even under maximum load, and there is no need for stability compensation when handling longer lengths of timber...

These are only some of the many working situations where operators appreciate the advantages of using **KINSHOFER**-rotators.

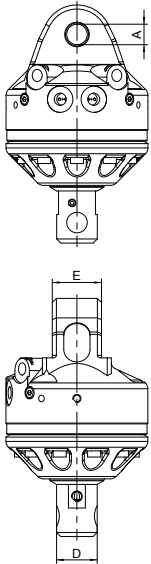
KINSHOFER-Rotators are the solution.



Features of the **KINSHOFER**-Rotators



Rotator with shaft up to 3000 kg load capacity (incl. fittings)



KM 03 S

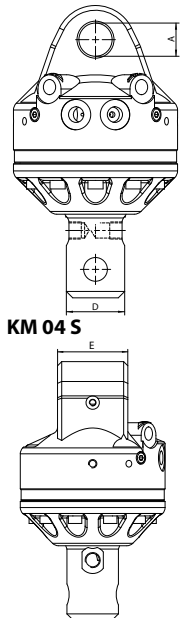
Type

Type	Load capacity (kg)	Shaft Ø D (mm)	Upper connection (Width E x Pin-Ø A) (mm)	Torque (Nm)	Moment of deflection max. (Nm)	Self weight (kg)
KM 03 S*	3000	49.5	60 x 25	450	1750	24

* only for pallet forks

Operating pressure:	max. 37 MPa (370 bar)
Oil flow rotate:	max. 40 l/min
Oil flow feedthrough:	max. 75 l/min
Hydraulic coupling in:	G 3/8"
Hydraulic coupling out:	G 1/4"

Rotators with shaft up to 4500 kg load capacity (incl. fittings)



KM 04 S



KM 04 S69-30

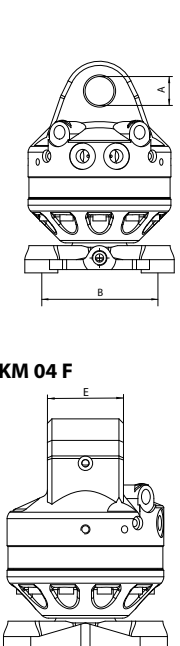
Type

Type	Load capacity (kg)	Shaft Ø D (mm)	Upper connection (Width E x Pin-Ø A) (mm)	Torque (Nm)	Moment of deflection max. (Nm)	Self weight (kg)
KM 04 S59-30	4500	59	84 x 30	850	3000	26
KM 04 S	4500	62	84 x 30	850	3000	26
KM 04 S63-30	4500	63	84 x 30	850	3000	26
KM 04 S68-30	4500	68	84 x 30	850	3000	26
KM 04 S68-30US*	4500	68	84 x 30	1000	4500	28
KM 04 S69-30	4500	69	84 x 30	850	3000	26

* steel motor-head

Operating pressure:	max. 37 MPa (370 bar)
Oil flow rotate:	max. 40 l/min
Oil flow feedthrough:	max. 75 l/min
Hydraulic coupling:	G 1/2"

Rotators with flange up to 4500 kg load capacity (incl. fittings)



KM 04 F



KM 04 F

Type

Type	Load capacity (kg)	Hole pattern of flange B (mm)	Upper connection (Width E x Pin-Ø A) (mm)	Torque (Nm)	Moment of deflection max. (Nm)	Self weight (kg)
KM 04 F	4500	□ 140	84 x 30	850	3000	26
KM 04 F140-30US*	4500	□ 140	84 x 30	1000	8500	31
KM 04 F140-30V**	4500	□ 140	84 x 30	850	3000	26
KM 04 F140-30LM***	4500	□ 140	84 x 30	850	3000	26

* steel motor-head

** additional vertical connection

*** low maintenance with plastic bushings and additional vertical connection

Operating pressure:	max. 37 MPa (370 bar) (LM-version max. 32 MPa (320 bar))
Oil flow rotate:	max. 40 l/min
Oil flow feedthrough:	max. 75 l/min
Hydraulic coupling:	M18 x 1,5

KM 04 F140-30US

Rotators with shaft up to 6000 kg load capacity (incl. fittings)

Type	Load capacity (kg)	Shaft Ø D (mm)	Upper connection (Width E x Pin-Ø A)	Torque (Nm)	Moment of deflection max. (Nm)	Self weight (kg)
KM 06 S68-40	6000	68	84 x 40	1000	4500	32
KM 06 S69-40	6000	69	84 x 40	1000	4500	32

Operating pressure: max. 37 MPa (370 bar)
Oil flow rotate: max. 40 l/min
Oil flow feedthrough: max. 75 l/min
Hydraulic coupling in: G 1/2"
Hydraulic coupling out: M18 x 1,5



KM 06 S68-40

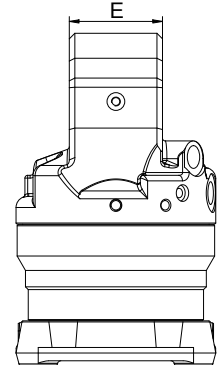
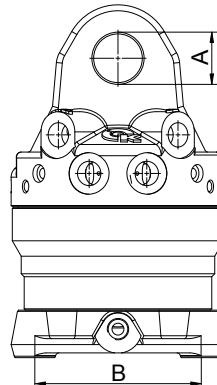
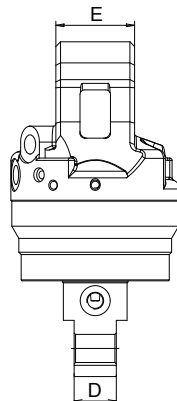
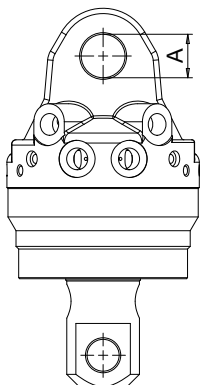
Rotator with flange up to 6000 kg load capacity (incl. fittings)

Type	Load capacity (kg)	Hole pattern of flange B (mm)	Upper connection (Width E x Pin-Ø A)	Torque (Nm)	Moment of deflection max. (Nm)	Self weight (kg)
KM 06 F140-40	6000	□ 140	84 x 40	1000	8500	34

Operating pressure: max. 37 MPa (370 bar)
Oil flow rotate: max. 40 l/min
Oil flow feedthrough: max. 75 l/min
Hydraulic coupling in: G 1/2"
Hydraulic coupling out: M18 x 1,5



Technical drawings



KM 06 S68-40 / KM 06 S69-40

KM 06 F140-40

Rotators with flange and 4 oil ducts to operate 2 different functions (incl. fittings)



KM 06 F173-35-4

Type	Load capacity (kg)	Hole pattern of flange B (mm)	Upper connection (Width E x Pin-Ø A) (mm)	Torque (Nm)	Hydraulic couplings	Moment of deflection max. (Nm)	Self weight (kg)
KM 04 F140-30-4	4500	□ 140	84 x 30	850	M 18 x 1,5	3000	40
KM 06 F173-35-4	6000	Ø 173	81 x 35	1000	G 1/2"	8500	45
KM 10 F173-35/2-4	10000	Ø 173	81 x 35	2000	G 1/2" & G 3/4"	12000	72

Operating pressure:
Oil flow rotate:
Oil flow feedthrough:

KM 04 F / KM 06 F
max. 37 MPa (370 bar)
max. 40 l/min
max. 75 l/min

KM 10 F
max. 37 MPa (370 bar)
max. 50 l/min
max. 75 l/min

Rotators with flange for logging (incl. hose guard and fittings)



KM 10 F173-45

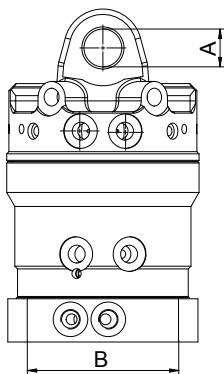
Type	Load capacity (kg)	Hole pattern of flange B (mm)	Upper connection (Width E x Pin-Ø A) (mm)	Torque (Nm)	Moment of deflection max. (Nm)	Self weight (kg)
KM 06 F173-35	6000	Ø 173	81 x 35	1000	8500	45
KM 10 F173-35/1	10000	Ø 173	81 x 35	2000	12000	62
KM 10 F173-35/2	10000	Ø 173	81 x 35	2000	12000	65
KM 10 F173-45	10000	Ø 173	100 x 45	2000	12000	68
KM 10 F173-52	10000	Ø 173	136 x 52,2	2000	12000	70

Operating pressure:
Oil flow rotate:
Oil flow feedthrough:
Hydraulic coupling:

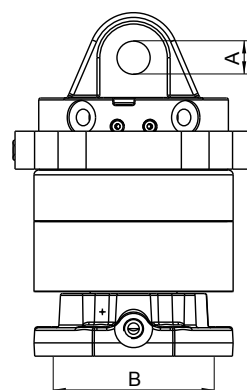
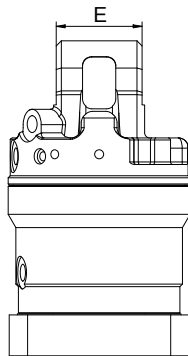
KM 06 F
max. 37 MPa (370 bar)
max. 40 l/min
max. 75 l/min
G 1/2"

KM 10 F
max. 37 MPa (370 bar)
max. 50 l/min
max. 75 l/min
G 1/2"

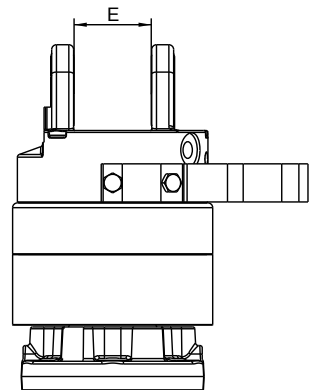
Technical drawings



KM 04 F140-30-4



KM 10 F173-35/1



KM 501 – Upper suspension between rotator and crane

An upper suspension is a cardan link between rotator and crane. It is available for all current makes and models of cranes. Please specify dimensions when ordering.

Type	Load capacity (kg)	Self weight (approx. kg)
KM 501 3000	up to 3000	5
KM 501 4500	up to 4500	10
KM 501 6000	up to 6000	15
KM 501 10000	up to 10000	25



KM 511 – Upper suspension with pendulum damper between rotator and crane

A pendulum damper reduces the horizontal swing of the attachment. It can also be retrofitted to an existing upper suspension.

Type	Load capacity (kg)	Self weight (approx. kg)
KM 511 4500	up to 4500	15
KM 511 6000	up to 6000	20
KM 511 10000	up to 10000	30



KM 206 – Hose guard

The hose guard is a metal bow to be attached onto the rotator. It is designed to protect the hoses of the rotator from damage i.e. from protruding branches.

Type	Self weight (approx. kg)
KM 206 hose guard for the rotator	3



KM 502 – Reduction link between rotator and grapple

A reduction link adapts a shaft type rotator to an attachment with a standard hole pattern for a flange (KM 502).

Type	Load capacity (kg)	Self weight (approx. kg)
KM 502 3000	up to 3000	2
KM 502 4500	up to 4500	3
KM 502 6000	up to 6000	4



KM 460 – Accessories for Attaching Pallet Forks with shaft rotator

Type	Description	Type of rotator	Weight (approx. kg)
KM 460 03 KM 03 S	rigid suspension link with pin for all	KM 03	8
KM 460 03 KM 04 S	KINSHOFER shaft-type rotators	KM 04	10
KM 460 08 KM 03 S	rigid hook for all	KM 03	8
KM 460 08 KM 04 S	KINSHOFER shaft rotators	KM 04	9
KM 460 04 KM 04 S	non-rotating swinging hook for all	KM 04	12
KM 460 04 KM 06 S	KINSHOFER shaft rotators	KM 06	15
KM 460 10	non-rotating swinging hook for all KINSHOFER flange rotators	KM 10 F173	25



KM 460 03



KM 460 04

KM 505 – Quick change system for shaft-type rotators up to 4000 kg load capacity

The quick change system enables an easy exchange between different attachments. The mechanical coupling and locking is achieved by the turning motion of the rotator. You simply disconnect the quick couplings and disengage the locking device manually. The upper element of the quick change system is available for all KM 04 - shaft rotators. The KM 505 system allows the easy exchange between pallet fork and brick stack grapple for example - not suitable for heavy duty work.



Type	Description	Hole pattern of flange (mm)	Self weight (kg)
KM 505	complete, incl. hydraulic couplings (KM 204 03)	4x Ø18 / □140	12
KM 505 01	upper element fitted to rotator incl. mobile and fixed parts		5
KM 204 01	mobile part of hydraulic quick coupling (2 pieces) for KM 505 01		
KM 505 02	lower element mounted to the attachment	4x Ø18 / □140	7
KM 505 03	rigid suspension link with non-rotating hook to connect to the KM 505 01		7
KM 505 05	distance ring between KM 505 and KM 461 universal fork		5



KM 505 01



KM 505 02



KM 505 03

KM 505 HD – Heavy duty quick change system for shaft-type rotators

The quick change system enables an easy exchange between different attachments. The mechanical coupling and locking is achieved by the turning motion of the rotator. You simply disconnect the quick couplings and disengage the locking device manually. The upper element of the heavy duty quick change system is available for the **KINSHOFER** shaft rotators KM 04 S68-30US or KM 06 S68-40. The KM 505 system allows the easy exchange between pallet fork and clamshell bucket for example - especially developed for the heavy duty task with clamshell buckets.



Type	Description	Hole pattern of flange (mm)	Self weight (kg)
KM 505 HD	complete, incl. hydraulic couplings (KM 204 03)	4x Ø18 / □140	18
KM 505 01 HD	upper element HD fitted to rotator incl. mobile and fixed parts		7
KM 204 01	mobile part of hydraulic quick coupling (2 pieces) for KM 505 01 HD		
KM 505 02 HD	lower element HD mounted onto attachment	4x Ø18 / □140	11
KM 505 03 HD	rigid suspension link with non-rotating hook to connect to the KM 505 01 HD		14
KM 505 05	distance ring between KM 505 HD and KM 461 universal fork		5



KM 505 01 HD



KM 505 02 HD



KM 505 03 HD

KM 203 – Connecting hoses / KM 204 – Hydraulic quick change kit for hoses



KM 203 01

Type	Description
KM 203 01	short connecting hoses between rotator and attachment with standard fittings M 18 x 1,5 (2 pieces)
KM 203 03	long connecting hoses between rotator and crane – please specify dimensions (4 pieces)



KM 204 03

KM 204 01	mobile part of hydraulic quick coupling for hose (Ø 10 mm, 2 pieces)
KM 204 02	fixed part of hydraulic quick coupling for rotator (Ø 10 mm, 2 pieces)
KM 204 03	hydraulic quick change kit incl. mobile and fixed parts (2 pieces each) mounted with adapters to rotator

NO TIME-CONSUMING CONNECTING AND DISCONNECTION OF SHORT HOSES ANYMORE

NO RISKY CLIMBING UP AND DOWN THE TRUCK LOAD BED ANYMORE

NO LOSS OF TIME ANYMORE DUE TO MANUAL WORKS WHEN CHANGING ATTACHMENTS

SHORT HOSE CONNECTION ONLY BETWEEN QUICK CHANGE LOWER PART AND ATTACHMENT

FULLY HYDRAULIC CHANGE OF ATTACHMENT WITHIN ONLY A FEW SECONDS



SMARTFLOW
FASTER! EASIER! SAFER!



DIFFERENT LOWER PARTS FOR MECHANICALLY OR HYDRAULICALLY OPERATED ATTACHMENTS AVAILABLE!

Fully hydraulic Quick Change Device

KM 506 HD *SMARTFLOW*

The new fully hydraulic quick change device for loader crane attachments allows for a fast exchange of hydraulic or mechanical tools at the truck crane without any manual works at attachment or rotator.

- **Fast and easy!** No manual reconnection of the hoses necessary anymore when changing the attachment!
- **Lower part with or without hydraulics** available, depending on the use of a hydraulically or mechanically operated attachment.
- **Available for Kinshofer rotators** KM 04 S68-30US, KM 06 S68-35 and KM 06 S68-40.
- **Robust and compact construction** – short hose connection to the hydraulic attachment are connected directly to the lower part of the quick change device.
- **Weather protection cap** available to protect the quick change device lower part when not connected to the upper part.
- **Non-rotating load hook** also available.
- **Matching all crane attachments** with flange hole pattern □140mm.



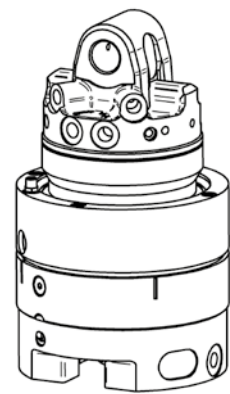
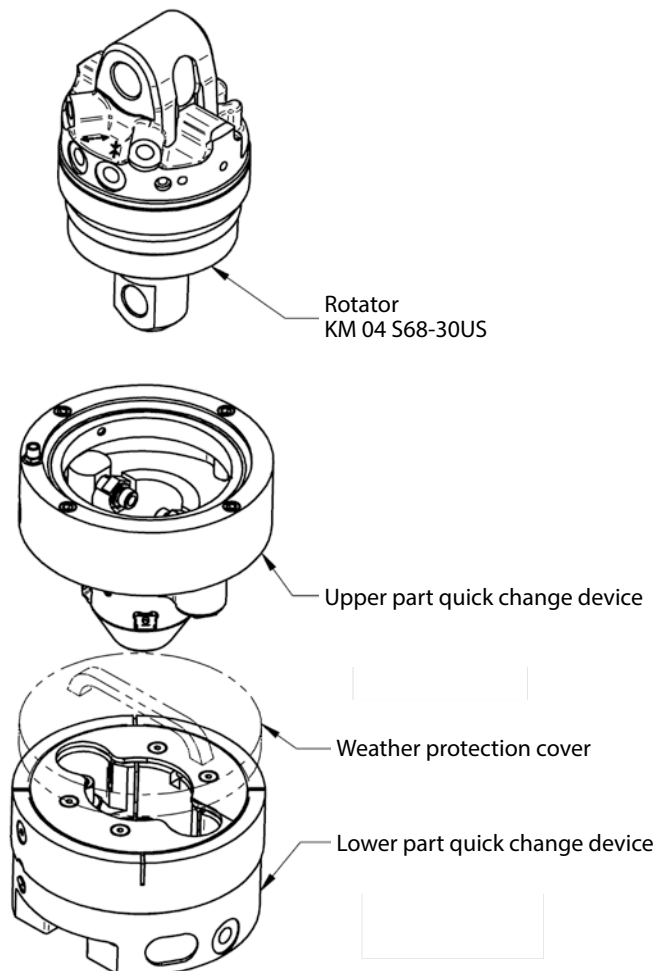
Quick change device KM 506 HD

Type	Description	Hole pattern (mm)	Weight (kg)
KM 506 HD	complete incl. upper and lower part with hydraulic couplings	4x Ø17 / □140	45
KM 506 01 HD	upper part		19
KM 506 02 HD	lower part with couplings for hydraulic attachment	4x Ø17 / □140	26
KM 506 04 HD	lower part without couplings for mechanical attachment	4x Ø17 / □140	23
KM 506 03 HD	non-rotating load hook incl. mechanical lower part		
KM 506 05	weather protection cap		

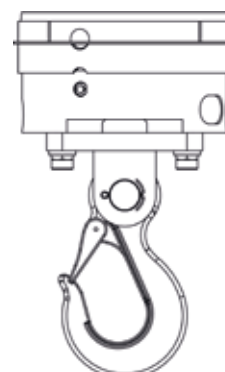
Technical data

Operating pressure open-close (attachment)	37 MPa (370 bar)
Pump capacity open-close (attachment)	50 l/min
Operating pressure connect-disconnect	15 MPa (150 bar)
Pump capacity connect-disconnect	5 l/min

Technical drawings



KM 506 03 HD non-rotating load hook



supporting rack available

The technically unique KM 332 brick stack grapple is a versatile tool for palletized and non-palletized materials.

- **Rigid or adjustable plunge depth** of parallel opening and closing clamping arms - hydraulically operated.
- **Versatile tool** with opening range of 400 mm to 1400 mm i.e. for handling of single concrete products like curbstones, or handling of brick packs.
- **Handling of heavy loads** with reinforced version **KM 333**.
- **Adjustable plunge depth** of **KM 332V** and **KM 333V** can match the size of the stack-easy adaption with a mechanical latch.
- **Precise synchronisation of the arms** as a result of two in series double acting hydraulic cylinders.
- **Safety** through internal pressure relief valve (independent from crane pressure) and non-return valve (safe clamping force at pressure drop).
- **Long life** due to generously dimensioned bearings, integrated grease reservoir, automatic wear compensation of main bearing, spherical central bearing for the cylinders.
- **Easy to use** with durable and replaceable rubber inserts – simple to operate between the stacks.



KM 332V

Packages brick stack grapple KM 332c

Type	Plunge depth (mm)	Load capacity at min./max. plunge depth (kg)	Gripping A min./max. (mm)	Height (incl. rotator) (mm)	Self weight (kg)
KM 332-1000c	1000	2000	400 – 1400	1415	310
KM 332V-1100c	1100 – 1650	1900 / 1350	400 – 1400	1515 – 2065	355

Package consists of: brick stack grapple, rotator KM 04 F, short connecting hoses KM 203 01, upper suspension KM 501 4500, compression rails KM 381 29 1000 (length 1000 mm), pressure relief valve, non-return valve

Please note:
 – the load capacity listed in the table depends on the load (the surface conditions, the size of individual stones, stack size and kind of banding) – the capacity listed does not apply to stacks of low-profile and unbanded items. Compression Rails will be KM 381 39 for packages in the UK
 – other packages with different opening ranges available: KM 332-850c/ -1000c/ -1100c/ -1200c/ -1300c in the UK

Brick stack grapples KM 332 / KM 333

Type	Plunge depth (mm)	Load capacity at min./max. plunge depth (kg)	Gripping A min./max. (mm)	Height (w/o rotator) (mm)	Self weight (w/o compression rails) (kg)
KM 332-850	850	2200	400 – 1400	1065	245
KM 332-1000	1000	2000	400 – 1400	1215	255
KM 332-1300	1300	1600	400 – 1400	1515	275
KM 332V-850	850 – 1400	2200 / 1600	400 – 1400	1065 – 1615	290
KM 332V-1100	1100 – 1650	1900 / 1350	400 – 1400	1315 – 1865	340
KM 333-850	850	3000	400 – 1400	1090	400
KM 333-1000	1000	2500	400 – 1400	1240	415
KM 333V-1100	1100 – 1650	2300 / 1600	400 – 1400	1340 – 1890	490

Please note:
 – the load capacity listed in the table depends on the load (the surface conditions, the size of individual stones, stack size and kind of bundling). The capacity listed does not apply to stacks of low-profile and unbundled items
 – the price does not include the compression rails
 – wider opening ranges 400 – 1800 mm are available for – KM 332
 – KM 333

Accessories

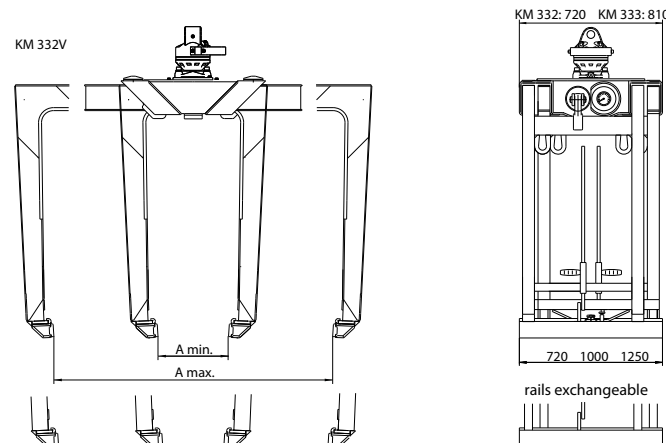
Type	Description
KM 04 F	recommended KINSHOFER rotator for KM 332 / KM 333

Requirements of truck crane





Operating pressure at oil flow:

20 - 26 MPa (200 - 260 bar) at max. 75 l/min
 20 - 37 MPa (200 - 370 bar) at max. 40l/min

Technical drawings






Compression rails

	Type	Description	Length (mm)	Self weight (kg)
 KM 381 29	KM 381 29 720	compression rails with smooth rubber inserts (2 pieces)	720	17
	KM 381 29 1000		1000	24
	KM 381 29 1250		1250	28
 KM 381 39	KM 381 39 720	compression rails with two rubber inserts, upper insert contoured, lower insert smooth (2 pieces each)	720	24
	KM 381 39 1000		1000	33
	KM 381 39 1250		1250	42
 KM 381 32	KM 381 32 1000	spring loaded rails with parallel-action teeth (2 pieces) - fitted in seconds by locking lever	1000	62
	KM 381 32 1250		1250	76
 KM 391 09	KM 381 09 720	compression rails for adapter KM 381 38 (2 pieces)	720	17
	KM 381 09 1000		1000	23
	KM 381 09 1250		1250	28
	KM 381 38	adapter for clamping arms to take compression rails KM 381 09		40

Please note: additional lengths of compression rails are available on request.

Others

	Type	Description	Self weight (kg)
Non-standard opening range: all grapples are available with opening ranges not listed. Call for details.			
Non-standard plunge depth: all grapples are available with plunge depth not listed. Call for details.			
 KM 381 08 S	KM 381 08 S	tilting device to reduce overall height of the equipment in transport	for shaft rotators
	KM 381 08 F		for flange rotators
 KM 381 18	KM 381 18	height reduction link to reduce the overall height of the equipment in transport - for flange rotators	12
			18
 KM 381 31	KM 381 05	height stop for quick adjustment of plunge depth	8
	KM 381 06	spring loaded guide rails for stabilizing the top layer of the stack	---
	KM 381 07	spring loaded guide plates for lateral stabilizing of the stack	---
	KM 381 31	adapter for concrete pipes with diameters from 800 to 1350 mm	60

The robust brick stack grapple KM 331 handles loads up to 2000 kg.

- **Fixed plunge depth** with pivot clamping arms - hydraulically operated.
- **Versatile tool** with opening range of 40 mm to 1500 mm i.e. for handling of single concrete products like curbstones, or handling of palletized brick packs.
- **Synchronised function of clamping arms** due to sturdy gear-toothed quadrants.
- **Safety** through internal pressure relief valve (independent from crane pressure) and holding valve (safe clamping force at pressure drop).
- **Reduced overall height** in comparison to the plunge depth due to lower rotator position.
- **Compression rails** with durable and replaceable rubber inserts.



Packages brick stack grapple KM 331c

Type	Plunge depth A (mm)	Load capacity (kg)	Gripping D (min./max.) (mm)	Height C (mm)	Self weight (kg)
KM 331-1000c	1000	2000	220 - 1420	1565	315
KM 331-1100c	1100	2000	160 - 1450	1665	320
KM 331-1200c	1200	1800	98 - 1475	1765	325
KM 331-1300c	1300	1600	40 - 1500	1865	330

Package consists of: brick stack grapple, **KINSHOFER** rotator KM 04 F, short connecting hoses KM 203 01, upper suspension KM 501 4500, compression rails KM 381 40 1000 (length 1000 mm), pressure relief valve, holding valve

Please note:
 – the load capacity listed in the table depends on the load (the surface conditions, the size of individual stones, stack size and Type of banding). The grapple is not suitable for stacks of low-profile and unbundled items
 – full plunge depth is only suitable up to opening range of 1100 mm (see Technical Drawings)

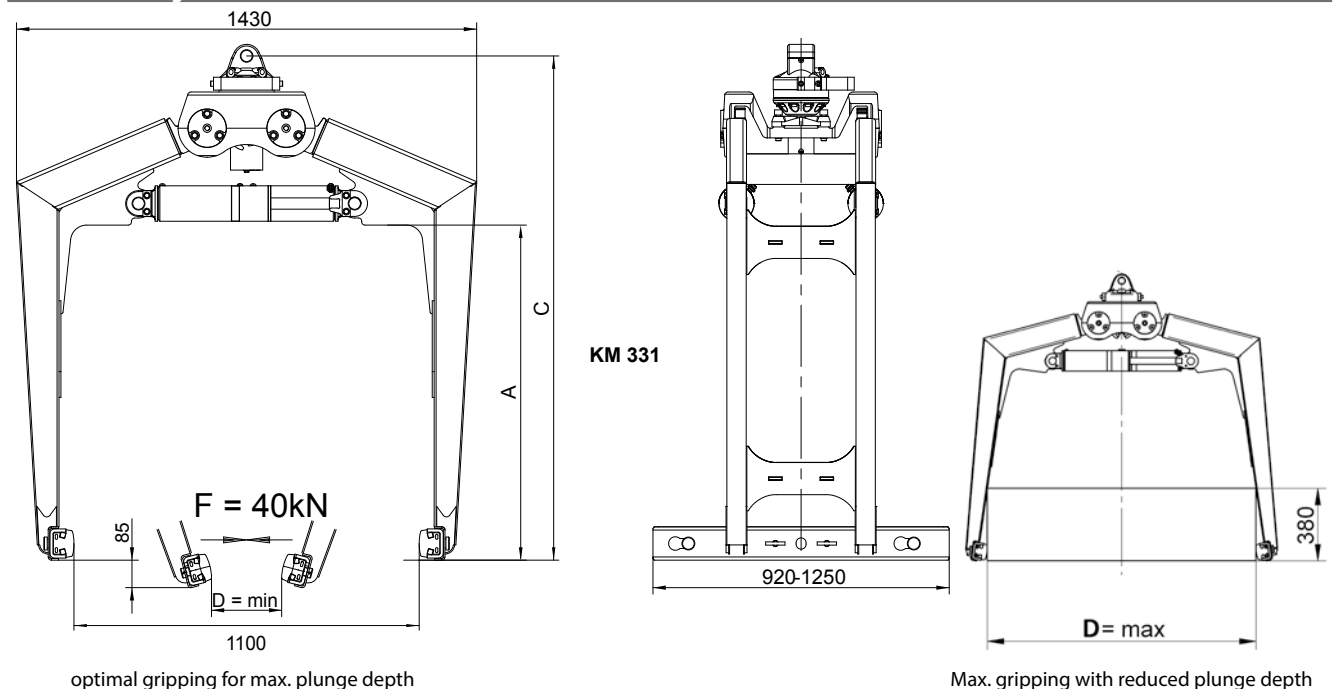
Accessories

Type	Description	Self weight (kg)
KM 511 4500	upper suspension with pendulum damper	15
KM 381 40 1000	compression rails – 1000 mm (2 pieces)	40
KM 381 40 1250	compression rails – 1250 mm (2 pieces)	52
KM 685 06 hook set 4	lifting hooks with safety latches (4 pieces)	

Requirements of truck crane

Operating pressure at oil flow:
 20 - 26 MPa (200 - 260 bar) at max. 75 l/min
 20 - 37 MPa (200 - 370 bar) at max. 40 l/min

Technical drawings



The efficient pallet fork KM 401 with a spring loaded centre of gravity can easily be adapted to different loads with adjustable plunge depth and adjustable tine spread.

- **Efficient handling** of many different kinds of loads like stone or brickstack, protection trellis or other general cargo is possible due to the easy adjustment with a stainless steel-plastic-sliding guide in the upper part.
- **Versatile height** from 1050 mm to 1650 mm adjustable in three steps with a lock pin.
- **Versatile width** of tines from 475 mm to max. 835 mm adjustable with a smooth running, stainless spindle.
- **Easy to use** due to the dimensions of the pallet fork. Since no part of the pallet fork is wider than a standard pallet, a second row can be loaded and loads close to walls can also be handled without problems.



Pallet fork KM 401

Type	Load capacity (kg)	Throat height N (min./max.) (mm)	Tine length L (mm)	Tine spread Z (min./max.) (mm)	Tine dimensions (width x height) (mm)	Centre of gravity (mm)	Self weight ²⁾ (kg)
KM 401-1500-500	1500	1050 – 1650	980	475 – 815	80 x 35	500	130
KM 401-2000-500	2000	1050 – 1650	980	495 – 835	100 x 35	500	150
KM 401-2500-500	2500	1050 – 1650	980	475 – 815	90 x 40	500	210
KM 401-3000-500	3000	1050 – 1650	980	485 – 825	100 x 45	500	225
KM 401-1500-600	1500	1050 – 1650	1150	495 – 835	100 x 35	600	165
KM 401-2000-600	2000	1050 – 1650	1150	475 – 815	90 x 40	600	205
KM 401-2500-600	2500	1050 – 1650	1150	485 – 825	100 x 45	600	230

Package consists of: pallet fork, protection chain KM 460 01, 2 chain elements for suspension

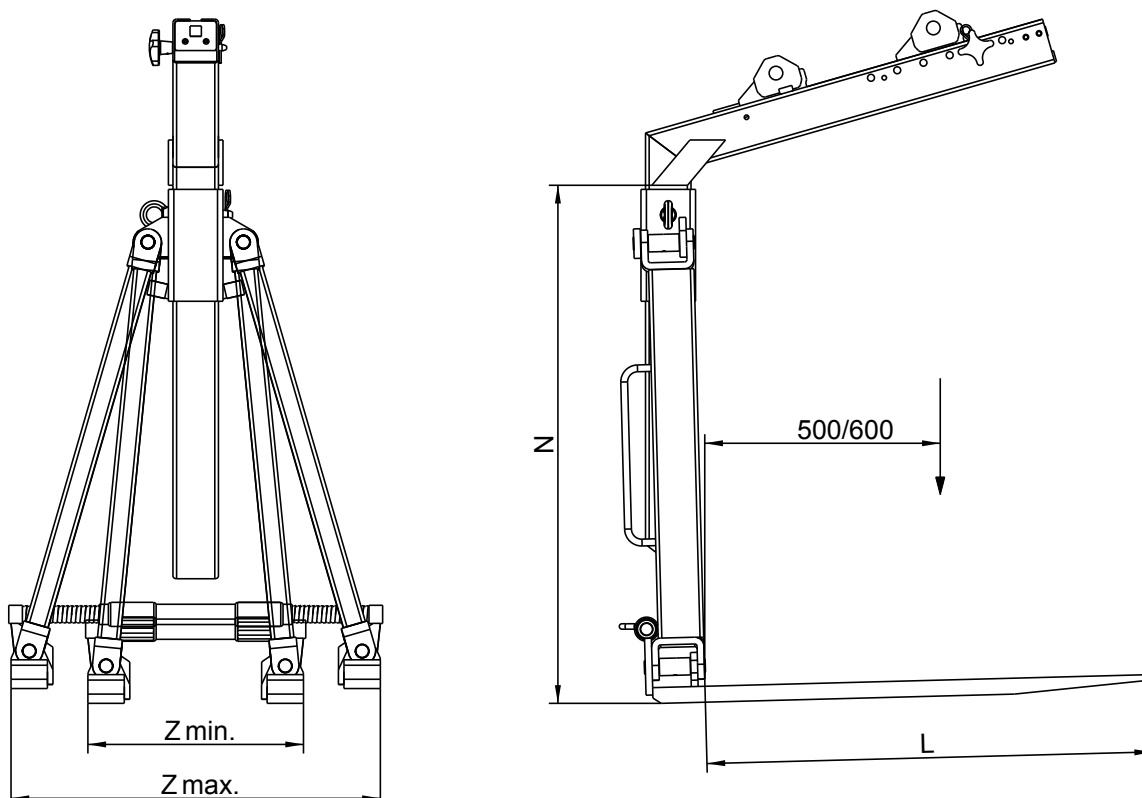
²⁾ weight without protection chain

Please note: - a protection trellis or net is mandatory for loose material (EN 13155)
- spring loaded centre of gravity functions with a min. pack weight of approx. 250 to 500 kg

Accessories

Type	Description
KM 04 S	KINSHOFER shaft rotator – up to 4500 kg load capacity
KM 460 03 KM 04 S	rigid suspension link with pin for rotator KM 04 S

Technical drawings



KM 401H

Pallet Fork with tines adjustable by spindle

The efficient hydraulic pallet fork KM 401H with hydraulically compensating centre of gravity can easily be adapted to different loads with adjustable plunge depth and adjustable tine spread and provides a more comfortable use.

- **Efficient handling** of many different kinds of loads like stone or brickstack, protection trellis or other general cargo is possible due to the hydraulic shifting.
- **KM 401H: Precise positioning** of the loads is no problem in combination with the **KINSHOFER** rotator – continuous rotation, precise start and braking ability.
- **Versatile height** from 1050 mm to 1650 mm adjustable in three steps with a lock pin.
- **Versatile width** of tines from 475 mm to max. 835 mm adjustable with a smooth running, stainless spindle.
- **Easy to use** due to the dimensions of the pallet fork. Since no part of the pallet fork is wider than a standard pallet, a second row can be loaded and loads close to walls can also be handled without problems.



Package pallet fork KM 401H-1500c							
Type	Load capacity (kg)	Throat height N (mm)	Tine length L (mm)	Tine spread Z (min./max.) (mm)	Tine dimensions (width x height) (mm)	Centre of gravity (mm)	Self weight ¹⁾ (kg)
KM 401H-1500c	1500	1050 – 1650	980	475 – 815	80 x 35	500	200

Package consists of: pallet fork, rotator KM 04 F, short connecting hoses KM 203 01, upper suspension KM 501, protection chain KM 460 01

Pallet fork KM 401H							
Type	Load capacity (kg)	Throat height N (mm)	Tine length L (mm)	Tine spread Z (min./max.) (mm)	Tine dimensions (width x height) (mm)	Centre of gravity (mm)	Self weight ¹⁾ (kg)
KM 401H-1500-500	1500	1050 – 1650	980	475 – 815	80 x 35	500	150
KM 401H-2000-500	2000	1050 – 1650	980	495 – 835	100 x 35	500	175
KM 401H-2500-500	2500	1050 – 1650	980	475 – 815	90 x 40	500	230
KM 401H-1500-600	1500	1050 – 1650	1150	495 – 835	100 x 35	600	180
KM 401H-2000-600	2000	1050 – 1650	1150	475 – 815	90 x 40	600	230
KM 401H-2500-600	2500	1050 – 1650	1150	485 – 825	100 x 45	600	250

Package consists of: pallet fork, protection chain KM 460 01

¹⁾ weight without rotator and protection chain

Please note: - a protection trellis or net is mandatory for loose material (EN 13155)

Accessories	
Type	Description
KM 04 F	recommended KINSHOFER rotator for KM 401H
KM 04 S	KINSHOFER shaft rotator – up to 4500 kg load capacity
KM 505	quick change system for shaft-type rotators
KM 502 4500	reduction link between rotator and grapple
KM 460 03 KM 04 S	rigid suspension link with pin for rotator KM 04 S

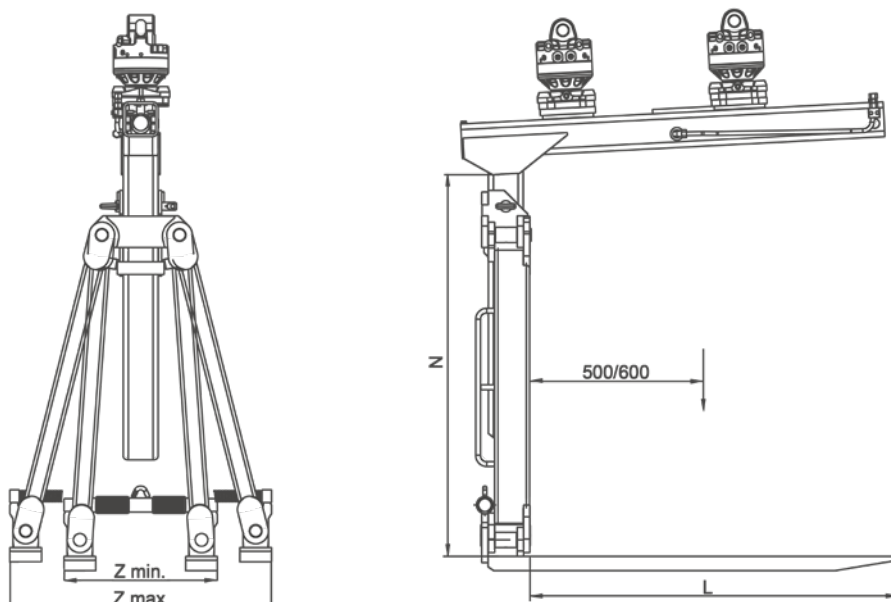
Requirements of truck crane

Operating pressure at oil flow:

max. 20 MPa (200 bar) at 20 - max. 40 l/min

⚠ **Mind the pressure!**

Technical drawings



Telescopic Pallet Fork with tines adjustable by spindle

KM 401T

The telescopic pallet fork KM 401T with spring loaded centre of gravity is based on the regular KM 401, but additionally features the possibility to extend to a height of up to 2500 mm.

- **Efficient handling** of overheight loads such as insulating material – thanks to the adjustable height of up to 2500 mm and the easy adjustment with a stainless steel-plastic-sliding guide in the upper part.
- **Versatile height** from 1200 mm to 2500 mm adjustable in steps with a lock pin.
- **Versatile width** of tines from 475 mm to max. 835 mm adjustable with a smooth running, stainless spindle.
- **Easy to use** due to the dimensions of the pallet fork. Since no part of the pallet fork is wider than a standard pallet, a second row can be loaded. As no part of the pallet fork is wider than the tines, loads close to walls can be handled without problems.



Telescopic pallet fork KM 401T

Type	Load capacity (kg)	Throat height N (min./max.) (mm)	Tine length (mm)	Tine spread (min./max.) (mm)	Tine dimensions (width x height) (mm)	Centre of gravity (mm)	Self weight ¹⁾ (kg)
KM 401T-1500-500	1500	1200 – 2500	980	475 – 815	80 x 35		145
KM 401T-2000-500	2000	1200 – 2500	980	495 – 835	100 x 35	500	165
KM 401T-2500-500	2500	1200 – 2500	980	475 – 815	90 x 40	500	230
KM 401T-3000-500	3000	1200 – 2500	980	485 – 825	100 x 45	500	245
KM 401T-1500-600	1500	1200 – 2500	1150	495 – 835	100 x 35	600	180
KM 401T-2000-600	2000	1200 – 2500	1150	475 – 815	90 x 40	600	225
KM 401T-2500-600	2500	1200 – 2500	1150	485 – 825	100 x 45	600	250

Package consists of: telescopic pallet fork, protection chain KM 460 01, 2 chain elements for suspension

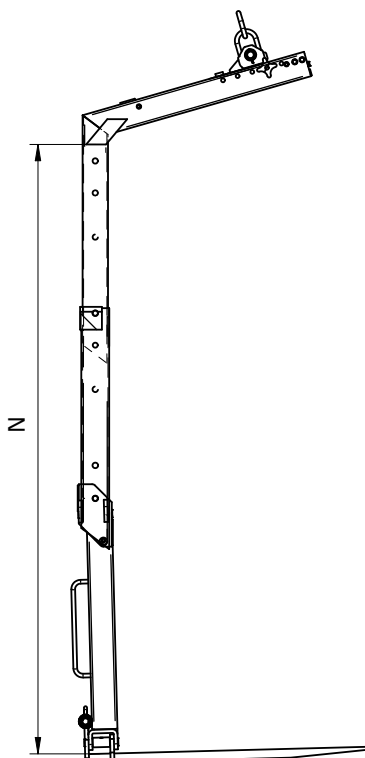
Please note:

- protection trellis or net is mandatory for loose material (EN 13155)
- automatic compensation of centre of gravity functions with a min. pack weight of approx. 250 to 500 kg

Accessories

Type	Description
KM 04 S	KINSHOFER shaft rotator – up to 4500 kg load capacity
KM 460 03 KM 04 S	rigid suspension link with pin for rotator KM 04 S

Technical drawings



The telescopic pallet fork KM 401HT with hydraulically compensating centre of gravity is based on the regular KM 401H, but additionally features the possibility to extend to a height of up to 2500 mm and provides a more comfortable use than the mechanical version.

- **Efficient handling** of overheight loads such as insulating material – thanks to the adjustable height of up to 2500 mm and the hydraulic shifting (KM 401HT).
- **precise positioning** of the loads is no problem in combination with the **KINSHOFER** rotator – continuous rotation, precise start and braking ability.
- **Versatile height** from 1200 mm to 2500 mm adjustable in steps with a lock pin.
- **Versatile width** of tines from 475 mm to max. 835 mm adjustable with a smooth running, stainless spindle.
- **Easy to use** due to the dimensions of the pallet fork. Since no part of the pallet fork is wider than a standard pallet, a second row can be loaded. As no part of the pallet fork is wider than the tines, loads close to walls can be handled without problems.



Telescopic pallet fork KM401HT							
Type	Load capacity (kg)	Throat height N (mm)	Tine length (mm)	Tine spread (min./max.) (mm)	Tine dimensions (width x height) (mm)	Centre of gravity (mm)	Self weight ¹⁾ (kg)
KM 401HT-1500-500	1500	1200 – 2500	980	475 – 815	80 x 35	500	165
KM 401HT-2000-500	2000	1200 – 2500	980	495 – 835	100 x 35	500	190
KM 401HT-2500-500	2500	1200 – 2500	980	475 – 815	90 x 40	500	250
KM 401HT-1500-600	1500	1200 – 2500	1150	495 – 835	100 x 35	600	195
KM 401HT-2000-600	2000	1200 – 2500	1150	475 – 815	90 x 40	600	250
KM 401HT-2500-600	2500	1200 – 2500	1150	485 – 825	100 x 45	600	270

Package consists of: telescopic pallet fork, protection chain KM 460 01

¹⁾ weight without rotator and protection chain

Please note: – protection trellis or net is mandatory for loose material (EN 13155)

Accessories

Type	Description
KM 04 F	recommended KINSHOFER rotator for KM 401HT
KM 04 S	KINSHOFER shaft rotator – up to 4500 kg load capacity
KM 505	quick change system for shaft-type rotators
KM 502 4500	reduction link between rotator and grapple
KM 460 03 KM 04 S	rigid suspension link with pin for rotator KM 04 S
KM 460 1100	protection trellis for loads up to 2000 kg – dimensions: 1100x1100x1500mm
KM 460 1300	protection trellis for loads up to 2000 kg – dimensions: 1300x1300x1500mm

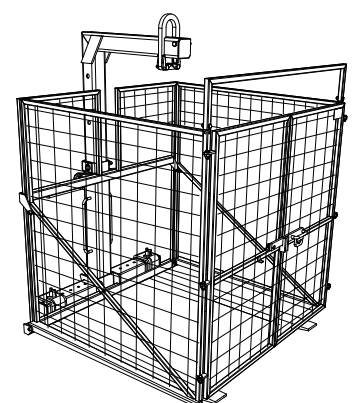
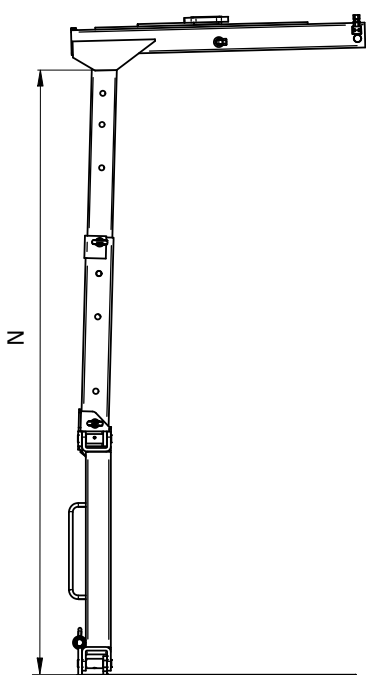
Requirements of truck crane

Operating pressure at oil flow:

max. 20 MPa (200 bar) at 20 - max. 40 l/min

Mind the pressure!

Technical drawings



KM 460 protection trellis

The protection trellis is used to secure loose loads handled with pallet forks KM 415 and KM 414 – e.g. brick packages, loose construction materials. When handling loose material, a protection trellis or net to secure the load, is obligatory (EN 13155). The maximum capacity is 2000 kg. The protection trellis can be mounted within a few minutes and is thus suitable for each construction site without any problems.

Pallet Fork with tines adjustable by lock pin

KM 415

The robust pallet fork KM 415 with spring loaded centre of gravity compensation can easily be adapted to different loads with adjustable plunge depth and adjustable tine spread.

- **Efficient handling** of many different kinds of loads in an economic, one-man operation is possible due to the automatic shifting of the KM 415 to a preset position. Compression springs return slide to initial position.
- **Throat height adjustable in steps** from 1050 mm to 1650 mm with a lock pin.
- **Tine spread adjustable in steps** from 325 mm to max. 975 mm with a lock pin.



Pallet fork KM 415

Type	Load capacity (kg)	Throat height N (min./max.) (mm)	Tine length L (mm)	Tine spread Z (min./max.) (mm)	Tine dimensions (width x height) (mm)	Centre of gravity (mm)	Self weight (w/o rotator) (kg)
KM 415-1500-500	1500	1050 – 1650	980	325 – 920	80 x 35	500	135
KM 415-2000-500	2000	1050 – 1650	980	345 – 940	100 x 35	500	155
KM 415-2500-500	2500	1050 – 1650	980	355 – 945	90 x 40	500	180
KM 415-3000-500	3000	1050 – 1650	980	385 – 975	100 x 45	500	215
KM 415-1500-600	1500	1050 – 1650	1150	345 – 940	100 x 35	600	170
KM 415-2000-600	2000	1050 – 1650	1150	355 – 945	90 x 40	600	200
KM 415-2500-600	2500	1050 – 1650	1150	385 – 975	100 x 45	600	225
KM 415-3000-600	3000	1050 – 1650	1150	385 – 975	100 x 45	600	225

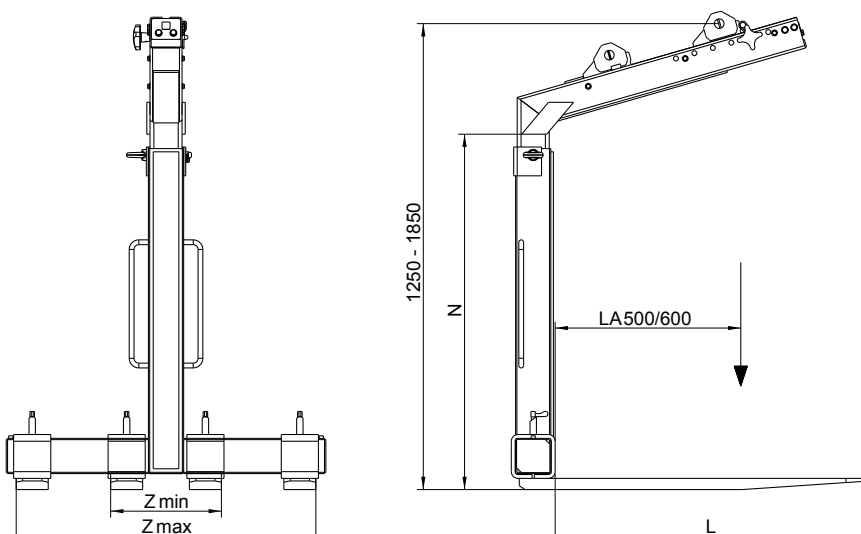
Package consists of: pallet fork, protection chain KM 460 01, 2 chain elements for suspension

- Please note:**
- protection trellis or net is mandatory for loose material (EN 13155).
 - Automatic compensation of centre of gravity functions with a min. pack weight of approx. 250 to 500 kg.

Accessories

Type	Description
KM 460 1100	protection trellis for loads up to 2000 kg – dimensions: 1100x1100x1500mm
KM 460 1300	protection trellis for loads up to 2000 kg – dimensions: 1300x1300x1500mm
KM 04 S	KINSHOFER shaft rotator – up to 4500 kg load capacity
KM 460 03 KM 04 S	rigid suspension link with pin for rotator KM 04 S

Technical drawings



KM 460 protection trellis

The protection trellis is used to secure loose loads handled with pallet forks KM 415 and KM 414 – e.g. brick packages, loose construction materials. When handling loose material, a protection trellis or net to secure the load, is obligatory (EN 13155). The maximum capacity is 2000 kg. The protection trellis can be mounted within a few minutes and is thus suitable for each construction site without any problems.

The robust pallet fork KM 414 with manual centre of gravity compensation is an economic alternative.

- Manual change of position of shifting collar by the operator.
- Suspension Ring for **KINSHOFER** flange or shaft rotator, or for a crane hook is included in the package.
- Throat height adjustable in steps from 1050 mm to 1650 mm with a lock pin.
- Tine spread adjustable in steps from 325 mm to max. 975 mm with a lock pin.



Pallet fork KM 414							
Type	Load capacity (kg)	Throat height N (min./max.) (mm)	Tine length (mm)	Tine spread Z (min./max.) (mm)	Tine dimensions (width x height) (mm)	Centre of gravity (mm)	Self weight (w/o rotator) (kg)
KM 414-1500-500	1500	1050 – 1650	980	325 – 920	80 x 35	500	125
KM 414-2000-500	2000	1050 – 1650	980	345 – 940	100 x 35	500	140
KM 414-2500-500	2500	1050 – 1650	980	355 – 945	90 x 40	500	165
KM 414-3000-500	3000	1050 – 1650	980	385 – 975	100 x 45	500	200
KM 414-1500-600	1500	1050 – 1650	1150	345 – 940	100 x 35	600	150
KM 414-2000-600	2000	1050 – 1650	1150	355 – 945	90 x 40	600	195
KM 414-2500-600	2500	1050 – 1650	1150	385 – 975	100 x 45	600	210
KM 414-3000-600	3000	1050 – 1650	1150	385 – 975	100 x 45	600	210

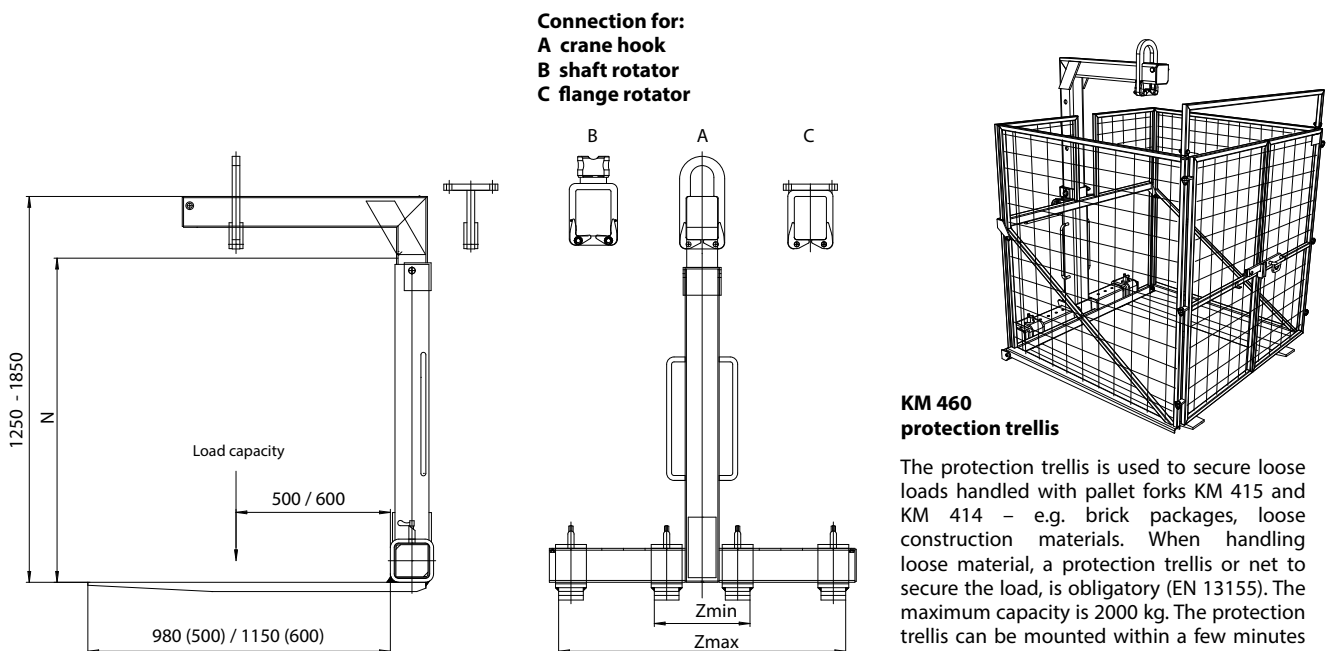
Package consists of: pallet fork, protection chain KM 460 01

Please note: a protection trellis or net is mandatory for loose material (EN 13155)

Accessories

Type	Description
KM 460 1100	protection trellis for loads up to 2000 kg – dimensions: 1100x1100x1500mm
KM 460 1300	protection trellis for loads up to 2000 kg – dimensions: 1300x1300x1500mm
KM 04 F	KINSHOFER flange rotator for precise positioning of the load – up to 4500 kg load capacity
KM 04 S	KINSHOFER shaft rotator for precise positioning of the load – up to 4500 kg load capacity
KM 505	quick change system for shaft-type rotators
KM 502 4500	reduction link between rotator and grapple
KM 460 04 KM 04 S	non-rotating hook for rotator KM 04 S

Technical drawings



Telescopic Pallet Fork with tines adjustable by lock pin

KM 414T

The robust telescopic pallet fork KM 414T with manual centre of gravity compensation is an economic alternative due to its versatility. Besides the properties of the regular KM 414 pallet fork, the KM 414T additionally features the possibility to extend to a height of up to 2500 mm.

- Manual change of position of shifting collar by the operator.
- Suspension Ring for **KINSHOFER** flange or shaft rotator, or for a crane hook is included in the package.
- Throat height adjustable in steps from 1100 mm to 2500 mm with a lock pin.
- Tine spread adjustable in steps from 345 mm to max. 975 mm with a lock pin.



Teleskopik pallet fork KM 414T							
Type	Load capacity (kg)	Throat height N (min./max.) (mm)	Tine length (mm)	Tine spread Z (min./max.) (mm)	Tine dimensions (width x height) (mm)	Centre of gravity (mm)	Weight* (kg)
KM 414T-1500-500	1500	1100 - 2500	980	345 - 935	80 x 35	500	140
KM 414T-2000-500	2000	1100 - 2500	980	365 - 950	100 x 35	500	155
KM 414T-2500-500	2500	1100 - 2500	980	370 - 960	90 x 40	500	190
KM 414T-3000-500	3000	1100 - 2500	980	385 - 975	100 x 45	500	225
KM 414T-1500-600	1500	1100 - 2500	1150	365 - 950	100 x 35	600	165
KM 414T-2000-600	2000	1100 - 2500	1150	370 - 960	90 x 40	600	220
KM 414T-2500-600	2500	1100 - 2500	1150	385 - 975	100 x 45	600	235

* weight w/o rotator w/suspension ring for crane hook

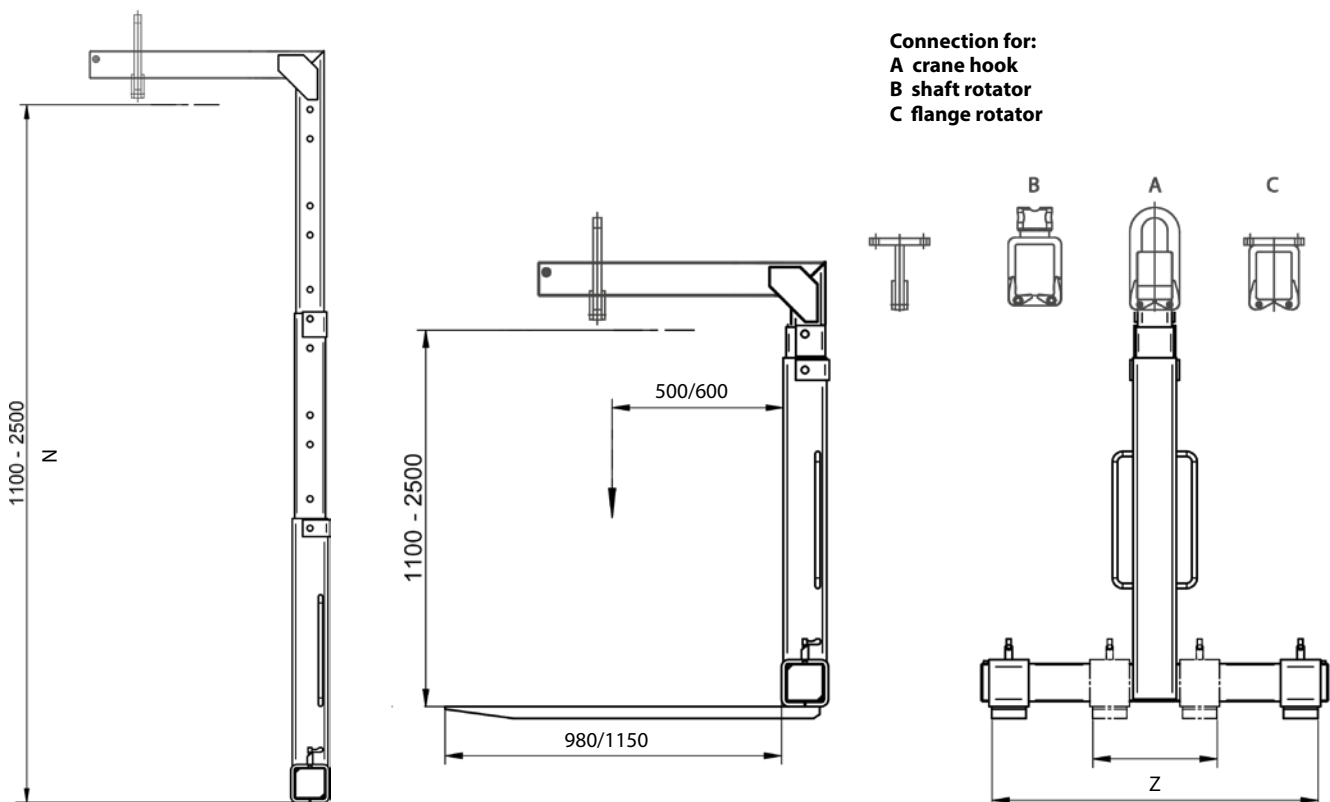
Package consists of: telescopic pallet fork, protection chain KM 460 01

Please note: a protection trellis or net is mandatory for loose material (EN 13155)

Accessories

Type	Description
KM 460 1100	protection trellis for loads up to 2000 kg – dimensions: 1100x1100x1500mm
KM 460 1300	protection trellis for loads up to 2000 kg – dimensions: 1300x1300x1500mm
KM 04 F	KINSHOFER flange rotator for precise positioning of the load – up to 4500 kg load capacity
KM 04 S	KINSHOFER shaft rotator for precise positioning of the load – up to 4500 kg load capacity
KM 505	quick change system for shaft-type rotators
KM 502 4500	reduction link between rotator and grapple
KM 460 04 KM 04 S	non-rotating hook for rotator KM 04 S

Technical drawings



Thanks to the universal extensions for the pallet forks KM 401(H), KM 414 and KM 415, the throat height of each of these types can be extended by 750 mm or 1200 mm respectively.

- **Fast mounting** due to easy positioning of the extension by lock pin between upper and lower part of the respective pallet fork.
- **Throat height adjustable in steps** with a lock pin. The general throat height can be extended by the extension but also removed easily.
- **Adjustable tine spread** and all other functions of the pallet forks remain untouched.
- **Ideally adjusted** to the respective load capacity/centre of gravity of the pallet fork.
- **Two lengths available:** 750 mm or 1200 mm.



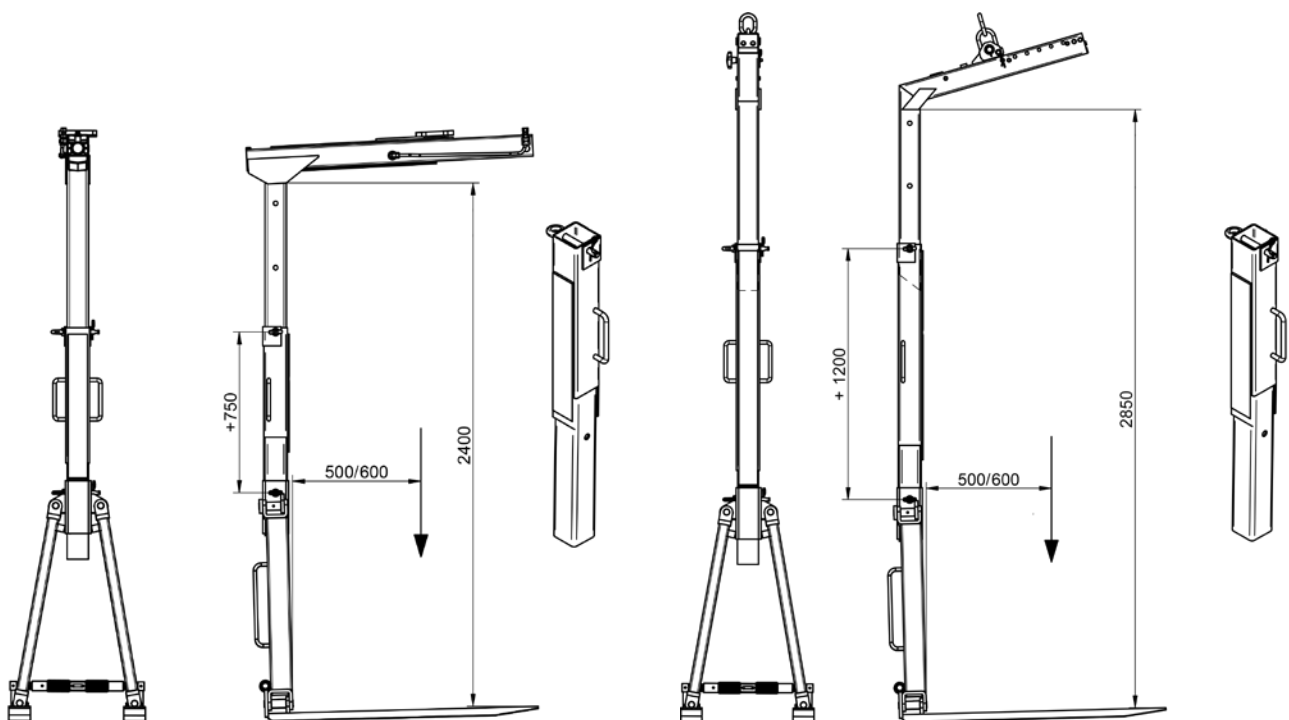
Extensions for pallet forks KM 460

Type	for Pallet forks KM 401(H) / KM 414 / KM 415 load capacities / centres of gravity (kg/mm)	Extension for throat height by (mm)	Weight (only extension) (kg)
KM 460-750-500	1500/500 / 1500/600 2000/500	750	26
KM 460-750-600	2500/500 / 2500/600 3000/500*	750	35
KM 460-1200-500	1500/500 / 1500/600 2000/500	1200	35
KM 460-1200-600	2500/500 / 2500/600 3000/500*	1200	49

* 3000/600 on request

Package consists of: extension, lock pin

Technical drawings



Extension by 750 mm on KM 401H (w/o rotator)

Extension by 1200 mm on KM 401

The universal fork KM 461 for loader cranes handles wallboards and other lying building materials up to a size of 1250 height and 460 mm depth.

- **Different tine spreads:** besides the standard tine spread of 640-1600mm further tine spreads are available (up to 1000, 1830 or 2130 mm), depending on the sheets that have to be handled.
- **Safe transport** of sheets of wallboard in the hinged lower section. The boards can be lifted and folded into a vertical position and clamped between the tines and frame, preventing them from sliding during handling.
- **Protection of the sheets** during unloading through semi-tapered forged tines, equipped with rollers and pads. A standard centre slide gives an additional support point for your loads.
- **Security** is assured even in case of a drop in pressure due to the integrated counterbalance valve that prevents the fork from opening unintentionally. The hydraulic cylinder is equipped with a pressure relief valve to prevent overload.
- **Accurate positioning** of the load is ensured by the tilt cylinder and the **KINSHOFER** rotator.
- **The special version of the universal fork, the KM 461A** with a second suspension point on the main beam enables the unloading of lying boards through narrow openings in the wall.



Package universal fork KM 461-1500c

Type	Load capacity (kg)	Tine spread Z (min./max.) (mm)	max. Height of load (mm)	max. Depth of load (mm)	Weight (kg)
KM 461-1500c	1500	640 – 1830	1250	460	410
Package consists of:	universal fork, rotator KM 04 F, short connecting hoses KM 203 01, upper suspension KM 501 4500, pressure relief valve, counterbalance valve				

Universal fork KM 461

Type	Load capacity (kg)	Tine spread Z (min./max.) (mm)	max. Height of load (mm)	max. Depth of load (mm)	Weight (kg)
KM 461-800	800	600 – 1000	1250	460	265
KM 461-1000	1000	640 – 1600	1250	460	340
KM 461-1500/1600		640 – 1600	1250	460	380
KM 461-1500/1830	1500	640 – 1830	1250	460	390
KM 461-1500/2130		640 – 2130	1250	460	395
KM 461-2000/1600		640 – 1600	1250	460	390
KM 461-2000/1830	2000	640 – 1830	1250	460	400
KM 461-2000/2130		640 – 2130	1250	460	405
KM 461-2500/1600		640 – 1600	1250	460	400
KM 461-2500/1830	2500	640 – 1830	1250	460	410
KM 461-2500/2130		640 – 2130	1250	460	415

- Please note:**
- the max. dimensions of the load are 1250 x 460 mm (height x depth). The max. width of the load is depending on the tine spread
 - the Universal Fork KM 461-800 is delivered with an integrated rack and an upper suspension for a **KINSHOFER** shaft rotator
 - KM 461A: the special version of the Universal Fork KM 461-1500/1600 is delivered with a second suspension point on the main beam

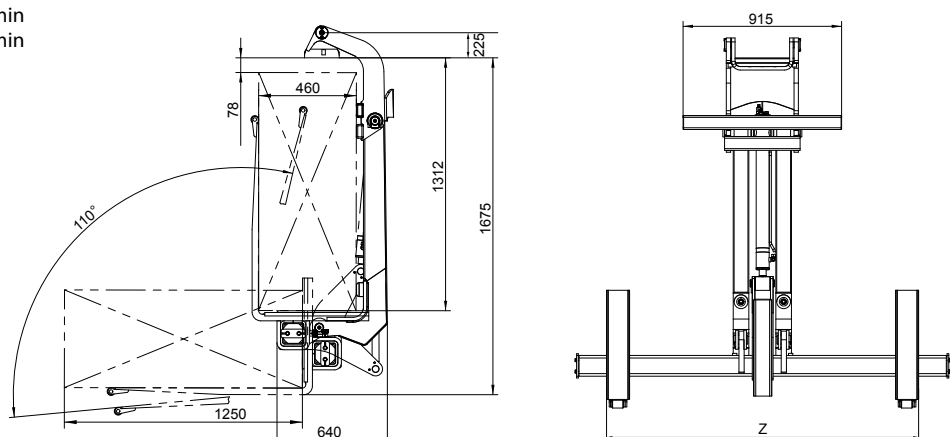
Accessories

Type	Description
KM 04 F	recommended KINSHOFER rotator for KM 461 (for load capacity over 1000 kg)
KM 04 S	KINSHOFER shaft rotator for precise positioning of the load – up to 4500 kg load capacity
KM 04 S68-30US	KINSHOFER shaft rotator for precise positioning of the load – up to 4500 kg load capacity
KM 505 + KM 505 05	quick change system for KM 04 S with distance ring (for load capacity over 1000 kg, not in combination with KM 461-800)
KM 505 HD + KM 505 05	heavy duty quick change system for KM 04 S68-30US with distance ring (for over 1000 kg, not in combination with KM 461-800)
KM 502 4500	reduction link between rotator and grapple
KM 461 08	adjustable clamping device to secure single sheets of smaller packs (for load capacity over 1000 kg)
KM 461 09	rack for safe and easy storage of folded universal fork (for load capacity over 1000 kg)

Requirements of truck crane

Operating pressure at oil flow:
 20 - 26 MPa (200 – 260 bar) at max. 75 l/min
 20 - 37 MPa (200 – 370 bar) at max. 40 l/min

Technical drawings





The hydraulic drive unit **HPXdrive Standard**, characterized by its constant closing force, is optimally suited for daily operations in general construction, civil engineering and landscaping. Thanks to its constant closing force of 34 kN, the **HPXdrive Heavy Duty** is ideal for difficult tasks.

In contrast to conventional hydraulic grabs, with the **HPXdrive** the torque is generated by two hollow shafts, which run opposed and have a helix thread, hydraulically driven by a single piston. The force is delivered to two shafts, on which the shells are mounted.

These advantages of the **HPXdrive** - technology provide an extended service life and higher efficiency.

The compact design of the **HPXdrive** without open greasing points allows for operations in water protection areas, as no lubricant can be washed out.

HPXdrive

Setting **THE** Standard for Innovative Grab Technology for more than 15 years!

VAST LIFESPAN EXTENSION COMPARED TO CONVENTIONAL CYLINDER GRABS AT EXTREMELY LOW COST OF OWNERSHIP

CONSTANT CLOSING FORCE DURING THE COMPLETE CLOSING CYCLE

NO PROTRUDING COMPONENTS

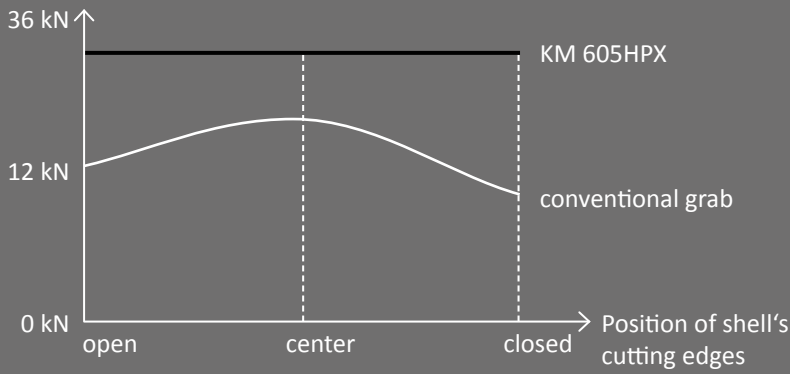
LOW MAINTENANCE

ABSOLUTE SHELL SYNCHRONISATION WITHOUT COMPENSATION RODS!

PRESSURE RELIEF VALVE & NON-RETURN VALVE FOR SECURE WORKING

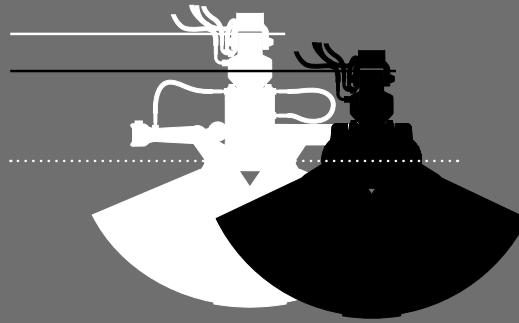


Comparison of Closing Forces in kN



Compact Design

conventional cylinder grab
KM 605HPX / KM 604HPX



EASY SHELL EXCHANGE IN LESS THAN 10 MINUTES!



Shells mounted



Loosen 4 bolts on each side



Remove connecting pieces one after another



HPXdrive loosened



Lift **HPXdrive** for exchange of shells

HOMEMADE BY KINSHOFER!
WE DEVELOP AND PRODUCE EVERYTHING IN-HOUSE –
FROM ROTATOR TO DRIVE UNIT AND GRAB!



NO GREASE POINTS!
IDEAL FOR WORKS IN WATER
PROTECTION AREAS AND
UNDER WATER!

ROTATOR WITH DIRECT CONNECTION TO THE **HPXdrive**

OPTIMAL WEIGHT & COMPACT DESIGN

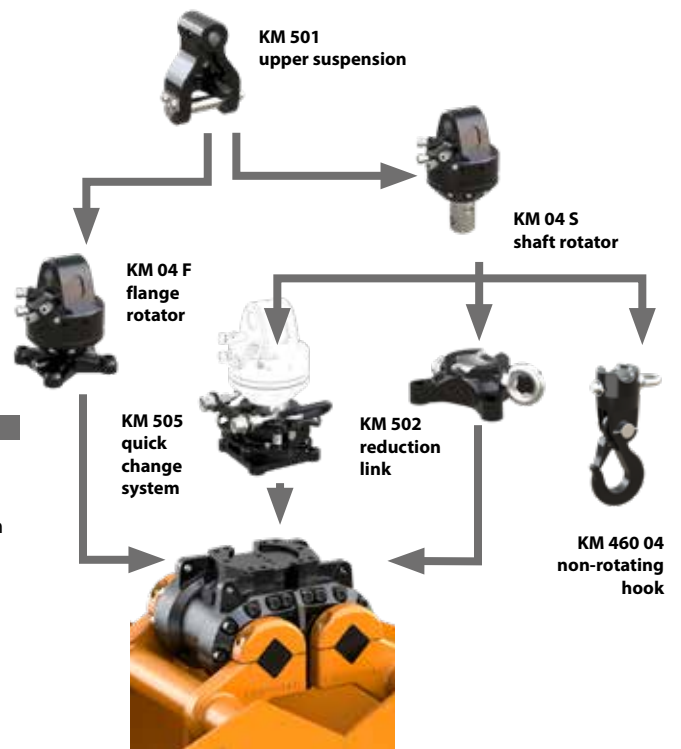
The bucket shells are bolted to the shafts and therefore easy to replace by another set. Different types of shells for diverse applications can be refitted onto the driving unit, e.g. clamshell bucket with or without open shells, multi purpose grab and rock and timber grab.

The **HPXdrive Standard** as an allround unit is perfect for the daily routine jobs. The advantages of the **HPXdrive**-technology – the constant high closing force and the compact design – guarantee a long life and reliability.

The standard rotator of the **HPXdrive Standard** is the **KINSHOFER** rotator with flange KM 04 F140-30V. In case a quick change to a non-rotating hook is necessary, the **HPXdrive** can be delivered with the **KINSHOFER** shaft rotator KM 04 S in combination with either the quick change system KM 505 or the reduction link KM 502.

Technical information HPXdrive Standard:

Torque (at 26 MPa): 12000 Nm	Operating pressure at oil flow: 26 MPa (260 bar) at max. 75 l/min 26 - 37 MPa (260 - 370 bar) at max. 40 l/min
--	---



HPXdrive Standard with flange rotator HPX-SD-04F-30V

Package consists of: upper suspension KM 501 4500, rotator KM 04 F140-30V, drive unit **HPXdrive Standard** with pressure relief valve and non-return valve

Self weight: 160 kg

Height: 480 mm



HPXdrive Standard/502 with shaft rotator and reduction link HPX-SD-502

Package consists of: upper suspension KM 501 4500, rotator KM 04 S, reduction link KM 502 4500, short connecting hoses KM 203 01, drive unit **HPXdrive Standard** with pressure relief valve and non-return valve

Self weight: 165 kg

Height: 535 mm



HPXdrive Standard/505 with shaft rotator and quick change system HPX-SD-505

Package consists of: upper suspension KM 501 4500, rotator KM 04 S, quick exchange system KM 505, connecting hoses KM 203 01, drive unit **HPXdrive Standard** with pressure relief valve and non-return valve

Self weight: 170 kg

Height: 575 mm



Note: for heavy duty tasks we recommend the quick change system KM 505 HD in combination with KM 04 S68-30US

Please note: The drive unit **HPXdrive Standard** can only be used in combination with **KINSHOFER** Rotator and Shells.

The bucket shells of the *HPXdrive Standard* are bolted to the shafts, and therefore it is very easy to replace them with another set of shells. Different types of shells for different applications can be refitted onto the driving unit, e.g. clamshell bucket, rock grapple, timber grapple, hay and forestry grapple and multi purpose clamshell. Other types of shells are available on request.

The interchangeable shells are delivered with an exchange aid that guarantees the *HPXdrive Standard* can be positioned with ease.

Package consists of: exchangeable shells, bolt-on teeth
(for KM 604HPX, KM 626HPX), exchange aid kit



Type	Volume (litre)	Width (mm)	Opening max. (mm)	Number of teeth/tines	Self weight (kg)
Shells for clamshell bucket – KM 604HPX					
KM 604HPX-200S	200	400	1395	4	130
KM 604HPX-250S	250	500	1395	4	145
KM 604HPX-325S	325	600	1395	6	160
KM 604HPX-350S	350	650	1395	6	165
KM 604HPX-450S	450	800	1395	6	180



Type	Volume (litre)	Width (mm)	Opening max. (mm)	Number of teeth/tines	Self weight (kg)
Shells for small clamshell bucket – KM 626HPX					
KM 626HPX-95S	95	400	900	4	90
KM 626HPX-100S	100	450	900	4	95
KM 626HPX-150S	150	600	900	6	120



Type	Volume (litre)	Width (mm)	Opening max. (mm)	Number of teeth/tines	Self weight (kg)
Shells for clamshell bucket with open shells – KM 604U HPX					
KM 604U HPX-250S	250	570	1595	-	215
KM 604U HPX-300S	300	670	1595	-	235
KM 604U HPX-400S	400	820	1595	-	255
KM 604U HPX-500S	500	1020	1595	-	285



Type	Volume (litre)	Width (mm)	Opening max. (mm)	Number of teeth/tines	Self weight (kg)
Tines for rock grapple – KM 613HPX					
KM 613HPX-0,16S	0,16 m ²	400	1230	-	75



Type	Volume (litre)	Width (mm)	Opening max. (mm)	Number of teeth/tines	Self weight (kg)
Tines for timber grapple – KM 632HPX					
KM 632HPX-0,16S	0,16 m ²	400	1225	-	75




Type	Volume (litre)	Width (mm)	Opening max. (mm)	Number of teeth/tines	Self weight (kg)
Tines for hay and forestry grapple – KM 641HPX					
KM 641HPX-0,2S	0,20 m ²	670	1200	7	95
KM 641HPX-0,4S	0,40 m ²	940	1695	7	160

Please note: The drive unit *HPXdrive Standard* can only be used in combination with **KINSHOFER** Rotator and Shells.

An allround clamshell bucket using the *HPXdrive Standard* for digging and handling, the KM 604HPX is ideal for the daily routine work. The revolutionary *HPXdrive* technology guarantees a reliable and low maintenance attachment.

- **Reliability** of the *HPXdrive*! The movement of the arms of the grapple is generated by two hollow shafts, which run opposed and have a helix thread, hydraulically driven by a single piston. No more hydraulic cylinders!
- **Longer life cycle** up to 50%! **Self-lubrication:** The drive unit runs in a permanent oil bath. The compact design makes the *HPXdrive* resistant to dirt and debris.
- **Versatility** by different types of shells that can easily be refitted onto the unit.
- **Profitability** through low maintenance costs and longer life cycle.
- **Precise handling** with the gear-type **KINSHOFER** rotator and shells synchronised by the single piston turning both shafts of the *HPXdrive*.
- **Rotator with shaft** is available as an alternative, in case a quick change to a non-rotating hook is favoured.
- **Constant closing force** (19 kN at 26 MPa operating pressure) over the entire opening and closing process.



Packages clamshell bucket KM 604HPX with KINSHOFER flange rotator								
Type	Volume	Width E	Height	max. Opening	Number of	Self weight	Closing force	Load capacity
	(litre)	(mm)	(incl. rotator) (mm)	A (mm)	teeth	(kg)	(kN)	(kg)
KM 604HPX-200c	200	400	1020	1390	4	290	19	3000
KM 604HPX-250c	250	500	1020	1390	4	305	19	3000
KM 604HPX-325c	325	600	1020	1390	6	320	19	3000
KM 604HPX-350c	350	650	1020	1390	6	325	19	3000
KM 604HPX-450c	450	800	1020	1390	6	340	19	3000

Package consists of: clamshell bucket, bolt-on teeth, rotator KM 04 F140-30V, upper suspension KM 501 4500, pressure relief valve, non-return valve

Please note: the KM 604HPX is also available with a shaft rotator and quick change system KM 505

Note: for heavy duty tasks we recommend the quick change system KM 505 HD in combination with the **KINSHOFER** rotator KM 04 S68-30US

Packages clamshell bucket KM 604HPX/502 with KINSHOFER shaft rotator and reduction link								
Type	Volume	Width E	Height	max. Opening	Number of	Self weight	Closing force	Load capacity
	(litre)	(mm)	(incl. rotator) (mm)	A (mm)	teeth	(kg)	(kN)	(kg)
KM 604HPX-200/502c	200	400	1075	1390	4	295	19	3000
KM 604HPX-250/502c	250	500	1075	1390	4	310	19	3000
KM 604HPX-325/502c	325	600	1075	1390	6	325	19	3000
KM 604HPX-350/502c	350	650	1075	1390	6	330	19	3000
KM 604HPX-450/502c	450	800	1075	1390	6	345	19	3000

Package consists of: clamshell bucket, bolt-on teeth, rotator KM 04 S, reduction link KM 502 4500, short connecting hoses KM 203 01, upper suspension KM 501 4500, pressure relief valve, non-return valve

Accessories

Type	Description
KM 680 01	scraper
KM 685 05	adapters for compression rails (Load capacity max. 250 kg, without compression rails)
KM 685 06 hook set 2	welded hooks (2 pieces)
KM 685 07 set	wear plates to protect horizontal cutting edges (2 pieces)
KM 685 08	extension for excavating e.g. trenches (for canal and civil engineering) – 450 mm (30 kg)
KM 204 01	mobile part of hydraulic quick coupling for hose (Ø 10 mm, 2 pieces)
KM 204 03	hydraulic quick change kit incl. mobile and fixed parts (2 pieces each) mounted with adapters to rotator

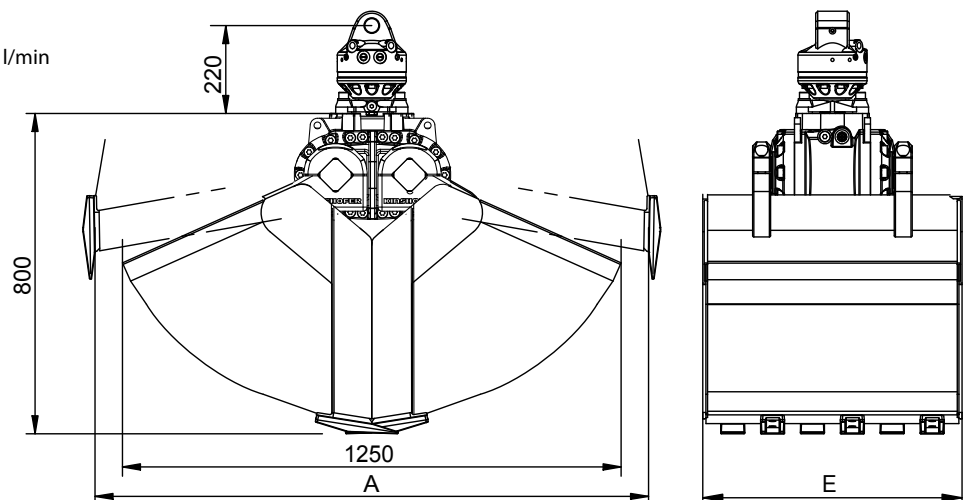
Requirements of truck crane

Operating pressure at oil flow:

26 MPa (260 bar) at max. 75 l/min


26 - 37 MPa (260 - 370 bar) at max. 40 l/min

Technical drawings



The KM 626HPX with the *HPXdrive Standard* for digging and handling, is due to its size ideal for small cranes. The revolutionary *HPXdrive* technology guarantees a reliable and low maintenance attachment.

- **Reliability** of the *HPXdrive*! The movement of the arms of the grapple is generated by two hollow shafts, which run opposed and have a helix thread, hydraulically driven by a single piston. No more hydraulic cylinders!
- **Longer life cycle** up to 50%! **Self-lubrication:** The drive unit runs in a permanent oil bath. The compact design makes the *HPXdrive* resistant to dirt and debris.
- **Versatility** with different types of shells that can easily be refitted onto the driving unit.
- **Profitability** through low maintenance costs and longer life cycle.
- **Precise handling** with the gear-type **KINSHOFER** rotator and shells synchronised by the single piston turning both shafts of the *HPXdrive*.
- **Rotator** with shaft is available as an alternative, in case a quick change to a non-rotating hook is favoured.
- **Constant closing force** (31 kN at 26 MPa operating pressure) over the entire opening and closing process.



Packages clamshell bucket KM 626HPX with **KINSHOFER** flange rotator

Type	Volume (litre)	Width E (mm)	Height (mm)	max. Opening A (mm)	Number of teeth	Self weight (kg)	Closing force (kN)	Load capacity (kg)
KM 626HPX-95c	95	400	770	890	4	250	31	2000
KM 626HPX-100c	100	450	770	890	4	255	31	2000
KM 626HPX-150c	150	600	770	890	6	280	31	2000

Package consists of: clamshell bucket, bolt-on teeth, rotator KM 04 F140-30V, upper suspension KM 501 4500, pressure relief valve, non-return valve

Please note: the KM 626HPX is also available with a shaft rotator and quick change system KM 505

Note: for heavy duty tasks we recommend the quick change system KM 505 HD in combination with the **KINSHOFER** rotator KM 04 S68-30US

Packages clamshell bucket KM 626HPX/502 with **KINSHOFER** shaft rotator and reduction link

Type	Volume (litre)	Width E (mm)	Height (mm)	max. Opening A (mm)	Number of teeth	Self weight (kg)	Closing force (kN)	Load capacity (kg)
KM 626HPX-95/502c	95	400	825	890	4	255	31	2000
KM 626HPX-100/502c	100	450	825	890	4	260	31	2000
KM 626HPX-150/502c	150	600	825	890	6	285	31	2000

Package consists of: clamshell bucket, bolt-on teeth, rotator KM 04 S, reduction link KM 502 4500, short connecting hoses KM 203 01, upper suspension KM 501 4500, pressure relief valve, non-return valve

Accessories

Type	Description
KM 680 02	scraper
KM 685 06 hook set 2	welded hooks (2 pieces)
KM 685 07 set	wear plates to protect horizontal cutting edges (2 pieces)
KM 204 01	mobile part of hydraulic quick coupling for hose (Ø 10 mm, 2 pieces)
KM 204 03	hydraulic quick change kit incl. mobile and fixed parts (2 pieces each) mounted with adapters to rotator

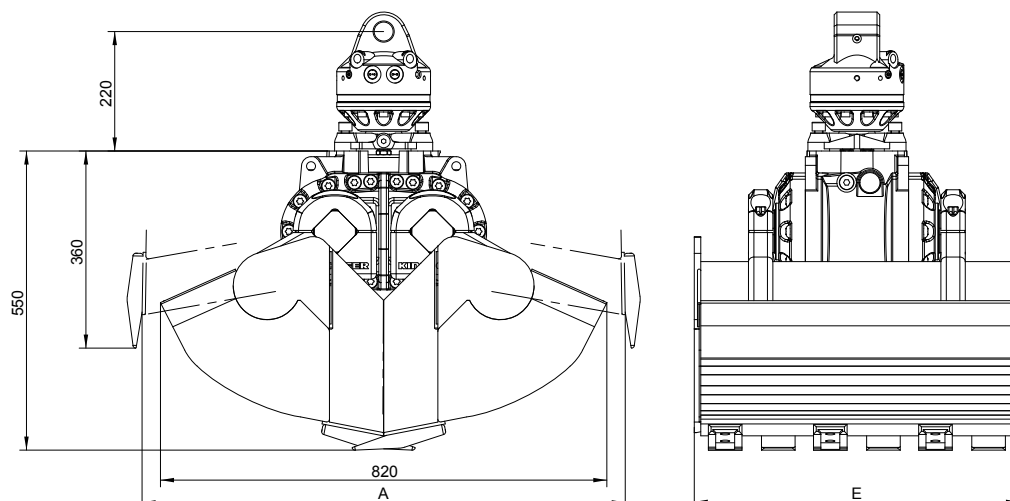
Requirements of truck crane

Operating pressure at oil flow:

26 MPa (260 bar) at max. 75 l/min


26 - 37 MPa (260 - 370 bar) at max. 40 l/min

Technical drawings



The KM 604U HPX is a clamshell bucket using the *HPXdrive Standard* for handling and easy digging tasks. The open shells enable the handling of bulky materials. Non-return valve, pressure relief valve, welded hooks and reversible wear plates are delivered on each grapple. The revolutionary *HPXdrive* technology guarantees a reliable and low maintenance attachment.

- **Reliability** of the *HPXdrive*! The movement of the arms of the grapple is generated by two hollow shafts, which run opposed and have a helix thread, hydraulically driven by a single piston. No more hydraulic cylinders!
- **Longer life cycle** up to 50%! **Self-lubrication**: The drive unit runs in a permanent oil bath. The compact design makes the *HPXdrive* resistant to dirt and debris.
- **Versatility** with different types of shells that can easily be refitted onto the driving unit.
- **Profitability** through low maintenance costs and longer life cycle.
- **Precise handling** with the gear-type **KINSHOFER** rotator and shells synchronised by the single piston turning both shafts of the *HPXdrive*.
- **Rotator with shaft** is available as an alternative, in case a quick change to a non-rotating hook is favoured.
- **Constant closing force** (17 kN at 26 MPa operating pressure) over the entire opening and closing process.



Packages clamshell bucket KM 604U HPX with **KINSHOFER** flange rotator

Type	Volume (litre)	Width E (mm)	Height (mm)	max. Opening A (mm)	Self weight (kg)	Closing force (kN)	Load capacity (kg)
KM 604U HPX-250c	250	570	1100	1590	375	17	3000
KM 604U HPX-300c	300	670	1100	1590	395	17	3000
KM 604U HPX-400c	400	820	1100	1590	415	17	3000
KM 604U HPX-500c	500	1020	1100	1590	445	17	3000

Package consists of: clamshell bucket, rotator KM 04 F140-30V, upper suspension KM 501 4500, wear plates KM 685 07 set, welded hooks KM 685 06 hook set 2, pressure relief valve, non-return valve

Please note: the KM 604U HPX is also available with a shaft rotator and quick change system KM 505

Note: for heavy duty tasks we recommend the quick change system KM 505 HD in combination with the **KINSHOFER** rotator KM 04 S68-30US

Packages clamshell bucket KM 604U HPX/502 with **KINSHOFER** shaft rotator and reduction link

Type	Volume (litre)	Width E (mm)	Height (mm)	max. Opening A (mm)	Self weight (kg)	Closing force (kN)	Load capacity (kg)
KM 604U HPX-250/502c	250	570	1155	1590	380	17	3000
KM 604U HPX-300/502c	300	670	1155	1590	395	17	3000
KM 604U HPX-400/502c	400	820	1155	1590	420	17	3000
KM 604U HPX-500/502c	500	1020	1155	1590	450	17	3000

Package consists of: clamshell bucket, rotator KM 04 S, reduction link KM 502 4500, short connecting hoses KM 203 01, upper suspension KM 501 4500, wear plates KM 685 07, welded hooks KM 685 06 hook set 2, pressure relief valve, non-return valve

Accessories

Type	Description
KM 685 05	adapters for compression rails (Load capacity max. 250 kg, without compression rails)
KM 381 09 720	compression rails – length 720 mm (2 pieces)
KM 381 09 1000	compression rails – length 1000 mm (2 pieces)
KM 685 09 C	side plates to screw onto the grapple for easy digging tasks (4 pieces)
KM 204 01	mobile part of hydraulic quick coupling for hose (Ø 10 mm, 2 pieces)
KM 204 03	hydraulic quick change kit incl. mobile and fixed parts (2 pieces each) mounted with adapters to rotator

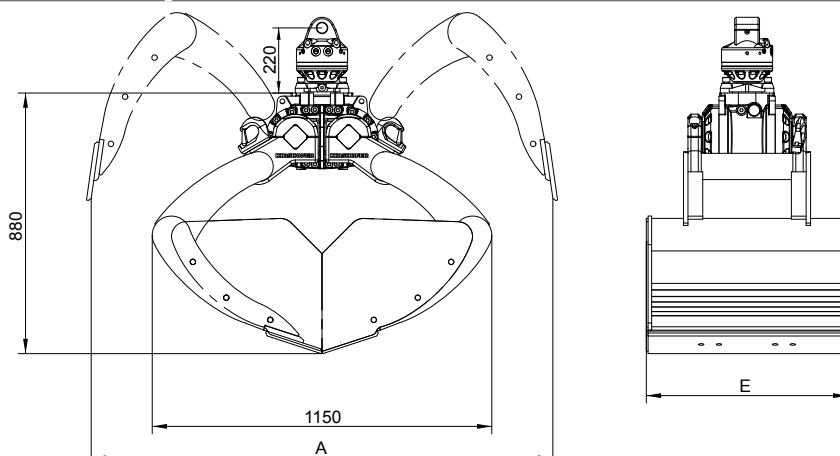
Requirements of truck crane

Operating pressure at oil flow:

26 MPa (260 bar) at max. 75 l/min

26 - 37 MPa (260 - 370 bar) at max. 40 l/min

Technical drawings



The KM 613HPX with *HPXdrive Standard* for positioning and handling natural stones, curbstones etc. is an ideal tool for landscaping architecture. A non-return valve secures constant pressure even in case of unexpected pressure drop.

The revolutionary *HPXdrive* technology guarantees a reliable and low maintenance attachment.

- **Reliability** of the *HPXdrive*! The movement of the arms of the grapple is generated by two hollow shafts, which run opposed and have a helix thread, hydraulically driven by a single piston. No more hydraulic cylinders!
- **Longer life cycle** up to 50%! **Self-lubrication**: The drive unit runs in a permanent oil bath. The compact design makes the *HPXdrive* resistant to dirt and debris.
- **Versatility** with different types of shells that can easily be refitted onto the driving unit.
- **Profitability** through low maintenance costs and longer life cycle.
- **Precise handling** with the gear-type **KINSHOFER** rotator and shells synchronised by the single piston turning both shafts of the *HPXdrive*.
- **Rotator with shaft** is available as an alternative, in case a quick change to a non-rotating hook is favoured.
- **Constant closing force** (18 kN at 26 MPa operating pressure) over the entire opening and closing process.



Package rock grapple KM 613HPX with **KINSHOFER** flange rotator

Type	Capacity (m ²)	Width E (mm)	Height (mm)	max. Opening (mm)	Self weight (kg)	Closing force (kN)	Load capacity (kg)
KM 613HPX-0,16c	0,16	400	1000	1200	235	18	1000

Package consists of: rock grapple, rotator KM 04 F140-30V, upper suspension KM 501 4500, pressure relief valve, non-return valve
Please note: the KM 613HPX is also available with a shaft rotator and quick change system KM 505

Note: for heavy duty tasks we recommend the quick change system KM 505 HD in combination with the **KINSHOFER** rotator KM 04 S68-30US

Package rock grapple KM 613HPX/502 with **KINSHOFER** shaft rotator and reduction link

Type	Capacity (m ²)	Width E (mm)	Height (mm)	max. Opening (mm)	Self weight (kg)	Closing force (kN)	Load capacity (kg)
KM 613HPX-0,16/502c	0,16	400	1055	1200	240	18	1000

Package consists of: rock grapple, rotator KM 04 S, reduction link KM 502 4500, short connecting hoses KM 203 01, upper suspension KM 501 4500, pressure relief valve, non-return valve

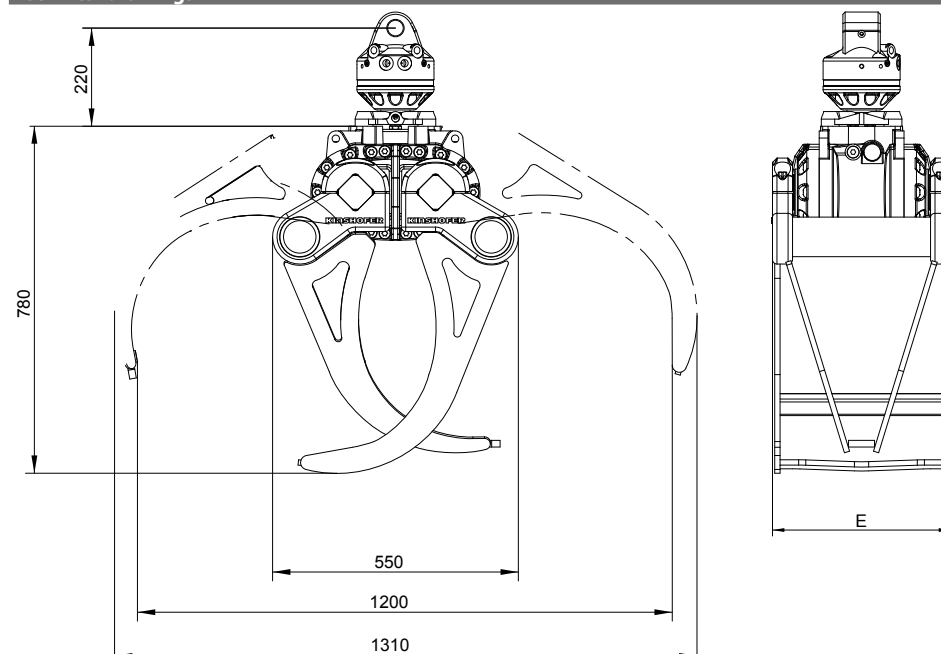
Accessories

Type	Description
KM 685 06 hook set 2	welded hooks (2 pieces)
KM 204 01	mobile part of hydraulic quick coupling for hose (Ø 10 mm, 2 pieces)
KM 204 03	hydraulic quick change kit incl. mobile and fixed parts (2 pieces each) mounted with adapters to rotator

Requirements of truck crane

Operating pressure at oil flow:
 26 MPa (260 bar) at max. 75 l/min
 26 - 37 MPa (260 - 370 bar) at max. 40 l/min

Technical drawings



The KM 632HPX with *HPXdrive Standard* for loading short logs, shrubbery, branches etc. A non-return valve secures constant pressure even in case of unexpected pressure drop. The revolutionary *HPXdrive* technology guarantees a reliable and low maintenance attachment.

- **Reliability** of the *HPXdrive*! The movement of the arms of the grapple is generated by two hollow shafts, which run opposed and have a helix thread, hydraulically driven by a single piston. No more hydraulic cylinders!
- **Longer life cycle** up to 50%! **Self-lubrication:** The drive unit runs in a permanent oil bath. The compact design makes the *HPXdrive* resistant to dirt and debris.
- **Versatility** with different types of shells that can easily be refitted onto the driving unit.
- **Profitability** through low maintenance costs and longer life cycle.
- **Precise handling** with the gear-type **KINSHOFER** rotator and shells synchronised by the single piston turning both shafts of the *HPXdrive*.
- **Rotator with shaft** is available as an alternative, in case a quick change to a non-rotating hook is favoured.
- **Constant closing force** (18 kN at 26 MPa operating pressure) over the entire opening and closing process.



Package timber grapple KM 632HPX with **KINSHOFER** flange rotator

Type	Capacity	Width E	Height	min. Log-Ø	max. Opening	Self weight	Closing force	Load capacity
	(m ²)	(mm)	(mm)	(mm)	(mm)	(kg)	(kN)	(kg)
KM 632HPX-0,16c	0,16	400	1000	170	1220	235	18	1000

Package consists of: timber grapple, rotator KM 04 F140-30V, upper suspension KM 501 4500, pressure relief valve, non-return valve
Please note: the KM 632HPX is also available with a shaft rotator and quick change system KM 505

Note: for heavy duty tasks we recommend the quick change system KM 505 HD in combination with the **KINSHOFER** rotator KM 04 S68-30US

Package timber grapple KM 632HPX/502 with **KINSHOFER** shaft rotator and reduction link

Type	Capacity	Width E	Height	min. Log-Ø	max. Opening	Self weight	Closing force	Load capacity
	(m ²)	(mm)	(mm)	(mm)	(mm)	(kg)	(kN)	(kg)
KM 632HPX-0,16/502c	0,16	400	1055	170	1220	240	18	1000

Package consists of: timber grapple, rotator KM 04 S, reduction link KM 502 4500, short connecting hoses KM 203 01, upper suspension KM 501 4500, pressure relief valve, non-return valve

Accessories

Type	Description
KM 204 01	mobile part of hydraulic quick coupling for hose (Ø 10 mm, 2 pieces)
KM 204 03	hydraulic quick change kit incl. mobile and fixed parts (2 pieces each) mounted with adapters to rotator

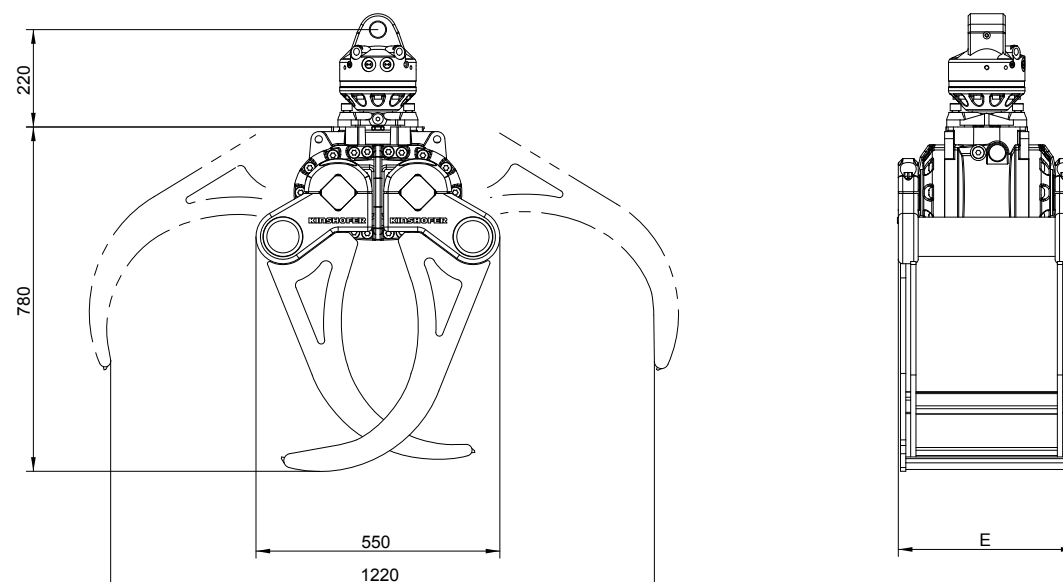
Requirements of truck crane

Operating pressure at oil flow:

26 MPa (260 bar) at max. 75 l/min

26 - 37 MPa (260 - 370 bar) at max. 40 l/min

Technical drawings



The hay and forestry grapple KM641 HPX using the *HPXdrive Standard* is ideal for handling hay, brushwood, compost or manure – often used for municipal operations and road work. The revolutionary *HPXdrive* technology guarantees a reliable and low maintenance attachment.

- **Reliability** of the *HPXdrive*! The movement of the arms of the grapple is generated by two hollow shafts, which run opposed and have a helix thread, hydraulically driven by a single piston. No more hydraulic cylinders!
- **Longer life cycle** up to 50%! **Self-lubrication:** The drive unit runs in a permanent oil bath. The compact design makes the *HPXdrive* resistant to dirt and debris.
- **Versatility** with different types of shells that can easily be refitted onto the driving unit.
- **Profitability** through low maintenance costs and longer life cycle.
- **Precise handling** with the gear-type **KINSHOFER** rotator and shells synchronised by the single piston turning both shafts of the *HPXdrive*.
- **Rotator with shaft** is available as an alternative, in case a quick change to a non-rotating hook is favoured.
- **Constant closing force** (18 kN/14 kN at 26 MPa operating pressure) over the entire opening and closing process.



Package hay and forestry grapple KM 641HPX with **KINSHOFER** flange rotator

Type	Capacity	Width E	Height C + rotator	Max. Opening A	Number of tines	Self weight	Closing force	Load capacity
	(m ²)	(mm)	(mm)	(mm)		(kg)	(kN)	(kg)
KM 641HPX-0,2c	0,20	670	950	1190	7	255	18	1000
KM 641HPX-0,4c	0,40	940	1190	1630	7	320	14	2000

Package consists of: hay and forestry grapple, rotator KM 04 F140-30V, upper suspension KM 501 4500, pressure relief valve, non-return valve

Please note: the KM 641HPX is also available with a shaft rotator and quick change system KM 505

Note: for heavy duty tasks we recommend the quick change system KM 505 HD in combination with the **KINSHOFER** rotator KM 04 S68-30US

Package hay and forestry grapple KM 641HPX/502 with **KINSHOFER** shaft rotator and reduction link

Type	Capacity	Width E	Height C + rotator	Max. Opening A	Number of tines	Self weight	Closing force	Load capacity
	(m ²)	(mm)	(mm)	(mm)		(kg)	(kN)	(kg)
KM 641HPX-0,2/502c	0,20	670	1005	1200	7	260	18	1000
KM 641HPX-0,4/502c	0,40	940	1245	1695	7	325	14	2000

Package consists of: hay and forestry grapple, rotator KM 04 S, reduction link KM 502 4500, short connecting hoses KM 203 01, upper suspension KM 501 4500, pressure relief valve, non-return valve

Accessories

Type	Description
KM 204 01	mobile part of hydraulic quick coupling for hose (Ø 10 mm, 2 pieces)
KM 204 03	hydraulic quick change kit incl. mobile and fixed parts (2 pieces each) mounted with adapters to rotator

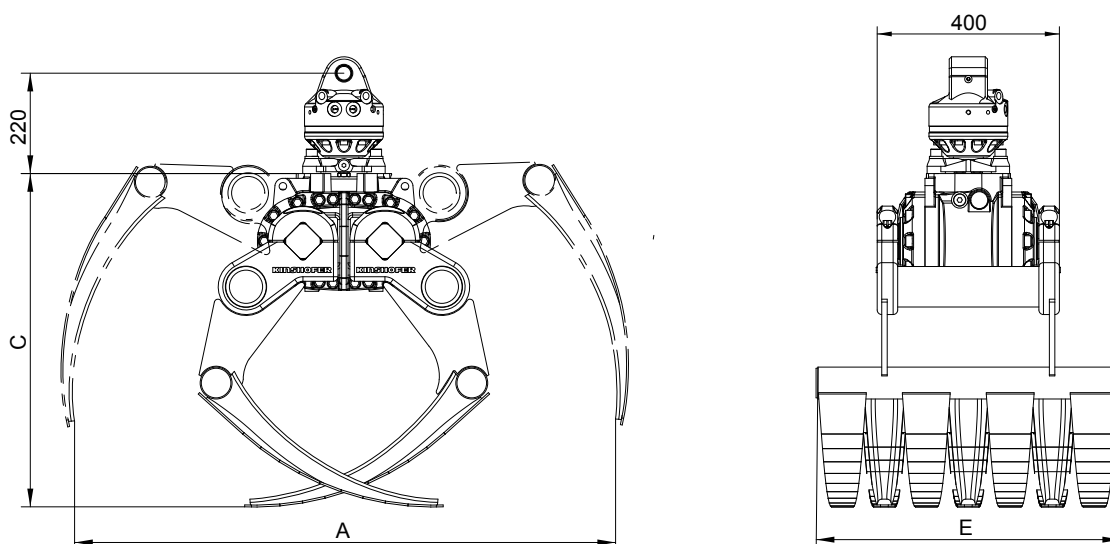
Requirements of truck crane

Operating pressure at oil flow:

26 MPa (260 bar) at max. 75 l/min

26 - 37 MPa (260 - 370 bar) at max. 40 l/min

Technical drawings

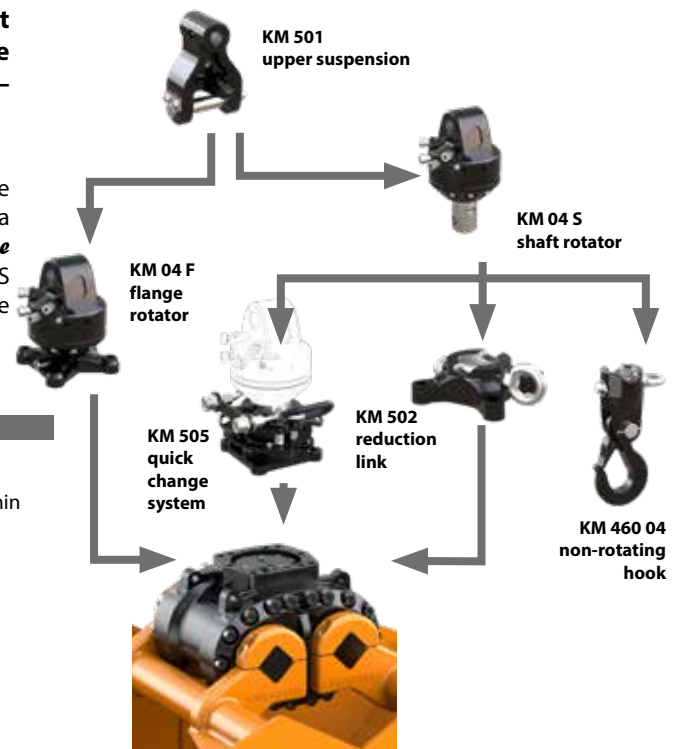


HPXdrive Heavy Duty

Drive Unit for heavy tasks

The **HPXdrive Heavy Duty** is a powerful version for difficult tasks. The advantages of the **HPXdrive**-technology – the constant high closing force and the compact design – guarantee a long life and reliability.

The standard rotator of the **HPXdrive Heavy Duty** is the **KINSHOFER** rotator with flange KM 04 F140-30V. In case a quick change to a non-rotating hook is necessary, the **HPXdrive** can be delivered with the **KINSHOFER** shaft rotator KM 04 S in combination with the quick change system KM 505 or the reduction link KM 502.



Technical Information HPXdrive Heavy Duty:

Torque (at 32 MPa):
21000 Nm

Operating pressure at oil flow:
max. 32 MPa (320 bar) at 40 - max. 90 l/min
⚠ Mind the pressure!

HPXdrive Heavy Duty with flange rotator HPX-HD-04F-30V

Package consists of: upper suspension KM 501 4500, rotator KM 04 F140-30V, drive unit **HPXdrive Heavy Duty** with non-return valve

Self weight: 195 kg

Height: 510 mm



HPXdrive Heavy Duty/502 with shaft rotator and reduction link HPX-HD-502

Package consists of: upper suspension KM 501 4500, rotator KM 04 S, reduction link KM 502 4500, short connecting hoses KM 203 01, drive unit **HPXdrive Heavy Duty** with non-return valve

Self weight: 200 kg

Height: 565 mm



HPXdrive Heavy Duty/505 with shaft rotator and quick change system HPX-HD-505

Package consists of: upper suspension KM 501 4500, rotator KM 04 S, quick change system KM 505, short connecting hoses KM 203 01, drive unit **HPXdrive Heavy Duty** with non-return valve

Self weight: 205 kg

Height: 605 mm

Note: for heavy duty tasks we recommend the quick change system KM 505 HD in combination with KM 04 S68-30US



Please note: The drive unit **HPXdrive Heavy Duty** can only be used in combination with **KINSHOFER** Rotator and Shells.

Exchangeable Shells

HPXdrive Heavy Duty

The bucket shells of the *HPXdrive Heavy Duty* are bolted to the shafts, and therefore it is very easy to replace them with another set of shells. Different types of shells for different applications can be refitted onto the driving unit, e.g. clamshell bucket, rock grapple, timber grapple, hay and forestry grapple. Other types of shells are available on request.

The interchangeable shells are delivered with an exchange aid that guarantees the *HPXdrive Heavy Duty* can be positioned with ease.

Package consists of: exchangeable shells, bolt-on teeth (for KM 605HPX), exchange aid kit



Type	Volume (litre)	Width (mm)	Opening max. (mm)	Number of teeth/tines	Self weight (kg)
Shells for heavy duty clamshell bucket – KM 605HPX					
KM 605HPX-200S	200	400	1420	4	140
KM 605HPX-250S	250	500	1420	4	170
KM 605HPX-350S	350	650	1420	6	200
KM 605HPX-450S	450	800	1420	6	225
KM 605HPX-550S	550	1000	1420	8	265



Type	Volume (litre)	Width (mm)	Opening max. (mm)	Number of teeth/tines	Self weight (kg)
Shells for heavy duty clamshell bucket for Z-cranes – KM 605HPX-Z					
KM 605HPX-Z-240S	240	500	1420	-	180
KM 605HPX-Z-300S	300	650	1420	-	210
KM 605HPX-Z-370S	370	800	1420	-	235
KM 605HPX-Z-460S	460	1000	1420	-	275



Type	Volume (litre)	Width (mm)	Opening max. (mm)	Number of teeth/tines	Self weight (kg)
Shells for heavy duty clamshell bucket with open shells – KM 605U HPX					
KM 605U HPX-300S	300	670	1545	-	240
KM 605U HPX-400S	400	820	1545	-	260
KM 605U HPX-450S	450	920	1545	-	275
KM 605U HPX-500S	500	1020	1545	-	295



Type	Volume (litre)	Width (mm)	Opening max. (mm)	Number of teeth/tines	Self weight (kg)
Shells for heavy duty clamshell bucket with open shells for Z-cranes – KM 605U HPX-Z					
KM 605U HPX-Z-400S	400	820	1545	-	275
KM 605U HPX-Z-450S	450	920	1545	-	285
KM 605U HPX-Z-500S	500	1020	1545	-	300
KM 605U HPX-Z-600S	600	1220	1545	-	335



Type	Volume (litre)	Width (mm)	Opening max. (mm)	Number of teeth/tines	Self weight (kg)
Tines for heavy duty rock grapple – KM 613HPX-HD					
KM 613HPX-HD-0,35S	0,35 m ²	400	1705	-	135



Type	Volume (litre)	Width (mm)	Opening max. (mm)	Number of teeth/tines	Self weight (kg)
Tines for heavy duty timber grapple – KM 632HPX-HD					
KM 632HPX-HD-0,16S	0,16 m ²	400	1290	-	90




Type	Volume (litre)	Width (mm)	Opening max. (mm)	Number of teeth/tines	Self weight (kg)
Tines for heavy duty hay and forestry grapple – KM 641HPX-HD					
KM 641HPX-HD-0,4S	0,40 m ²	940	1720	7	195

Please note: The drive unit *HPXdrive Heavy Duty* can only be used in combination with **KINSHOFER** Rotator and Shells.

A powerful clamshell bucket with the *HPXdrive Heavy Duty* manages even difficult tasks thanks to its high closing force – ideal for digging and handling. The revolutionary *HPXdrive* technology guarantees a reliable and low maintenance attachment.

- **Reliability** of the *HPXdrive*! The movement of the arms of the grapple is generated by two hollow shafts, which run opposed and have a helix thread, hydraulically driven by a single piston. No more hydraulic cylinders!
- **Longer life cycle** up to 50%! **Self-lubrication:** The drive unit runs in a permanent oil bath. The compact design makes the *HPXdrive* resistant to dirt and debris.
- **Versatility** with different types of shells that can easily be refitted onto the driving unit.
- **Profitability** through low maintenance costs and longer life cycle.
- **Precise handling** with the gear-type **KINSHOFER** rotator and shells synchronised by the single piston turning both shafts of the *HPXdrive*.
- **Rotator with shaft** is available as an alternative, in case a quick change to a non-rotating hook is favoured.
- **Constant closing force** (30 kN at 32 MPa operating pressure) over the entire opening and closing process; high efficiency provided by hydro static bearings of the axes.



Packages clamshell bucket KM 605HPX with **KINSHOFER** flange rotator

Type	Volume (litre)	Width E (mm)	Height C max. (mm)	Opening A max. (mm)	Number of teeth	Self weight (kg)	Closing force (kN at 32 MPa)	Load capacity (kg)
KM 605HPX-200c	200	400	1035	1420	4	335	30	3000
KM 605HPX-250c	250	500	1035	1420	4	360	30	3000
KM 605HPX-350c	350	650	1035	1420	6	390	30	3000
KM 605HPX-450c	450	800	1035	1420	6	420	30	3000
KM 605HPX-550c	550	1000	1035	1420	8	455	30	3000

Package consists of: clamshell bucket, bolt-on teeth, rotator KM 04 F140-30V, upper suspension KM 501 4500, non-return valve

Please note: the KM 605HPX is also available with a shaft rotator and quick change system KM 505

Note: for heavy duty tasks we recommend the quick change system KM 505 HD in combination with the **KINSHOFER** rotator KM 04 S68-30US

Packages clamshell bucket KM 605HPX/502 with **KINSHOFER** shaft rotator and reduction link

Type	Volume (litre)	Width E (mm)	Height C max. (mm)	Opening A max. (mm)	Number of teeth	Self weight (kg)	Closing force (kN at 32 MPa)	Load capacity (kg)
KM 605HPX-200/502c	200	400	1090	1420	4	340	30	3000
KM 605HPX-250/502c	250	500	1090	1420	4	365	30	3000
KM 605HPX-350/502c	350	650	1090	1420	6	395	30	3000
KM 605HPX-450/502c	450	800	1090	1420	6	425	30	3000
KM 605HPX-550/502c	550	1000	1090	1420	8	460	30	3000

Package consists of: clamshell bucket, bolt-on teeth, rotator KM 04 S, reduction link KM 502 4500, short connecting hoses KM 203 01, upper suspension KM 501 4500, pressure relief valve, non-return valve

Accessories

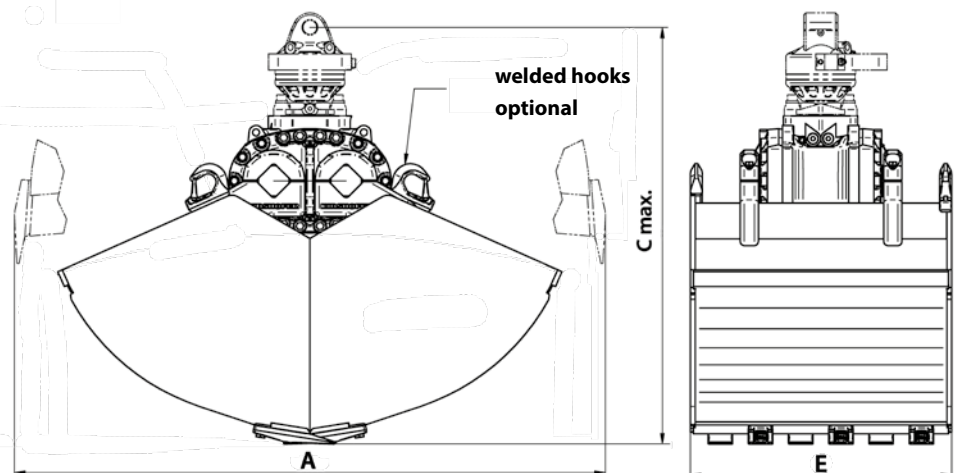
Type	Description
KM 680 01	scraper
KM 685 05	adapters for compression rails (Load capacity max. 250 kg, without compression rails)
KM 685 06 hook set 2	welded hooks (2 pieces)
KM 685 07 set	wear plates to protect horizontal cutting edges (2 pieces)
KM 685 08	extension for excavating e.g. trenches (for canal and civil engineering) – 450 mm (30 kg)
KM 204 01	mobile part of hydraulic quick coupling for hose (Ø 10 mm, 2 pieces)
KM 204 03	hydraulic quick change kit incl. mobile and fixed parts (2 pieces each) mounted with adapters to rotator

Requirements of truck crane

Operating pressure at oil flow:
max. 32 MPa (320 bar) at 40 - max. 90 l/n


⚠ **Mind the pressure!**

Technical drawings



Heavy Duty Clamshell Bucket with *HPXdrive* for Z-cranes KM 605HPX-Z

The KM 605 HPX-Z universal grapple with integrated flap rests flat and safe against the crane arm in its transport position. The special flap at the shell carrier allows to transport a large universal grapple, whereat the grapple does not protrude the carrier machine's width (2,55 m)* – without any loss in loading volume. The flap is secured automatically by a robust pressure piece with rubber bump.



- **Reliability** of the *HPXdrive*. The movement of the arms of the grapple is generated by two hollow shafts, which run opposed and have a helix thread, hydraulically driven by a single piston. No more hydraulic cylinders!
- **Longer life cycle** up to 50%! **Self-lubrication**: The drive unit runs in a permanent oil bath. The compact design makes the *HPXdrive* resistant to dirt and debris.
- **Profitability** through low maintenance costs and longer life cycle.
- **Versatility** with different types of shells that can easily be refitted onto the driving unit.
- **Precise handling** with the gear-type **KINSHOFER** rotator and shells synchronised by the single piston turning both shafts of the *HPXdrive*.
- **Constant closing force** (34 kN at 32 MPa operating pressure) over the entire opening and closing process; high efficiency provided by hydro static bearings of the axes.

* depending on crane kinematics and mounting

Packages clamshell bucket KM 605HPX-Z with **KINSHOFER** flange rotator

Type	Volume (litre)	Width E (mm)	Height (mm)	Opening A max. (mm)	Self weight (kg)	Closing force (kN at 32 MPa)	Load capacity (kg)
KM 605HPX-Z-240c	240	500	1010	1420	370	34	3000
KM 605HPX-Z-300c	300	650	1010	1420	400	34	3000
KM 605HPX-Z-370c	370	800	1010	1420	430	34	3000
KM 605HPX-Z-460c	460	1000	1010	1420	465	34	3000

Package consists of: clamshell bucket with flap, bolt-on teeth, rotator KM 04 F140-30V, upper suspension KM 501 4500, non-return valve

Please note: the KM 605HPX-Z is also available with a shaft rotator and quick change system KM 505

Note: for heavy duty tasks we recommend the quick change system KM 505 HD in combination with the **KINSHOFER** rotator KM 04 S68-30US

Packages clamshell bucket KM 605HPX-Z/502 with **KINSHOFER** shaft rotator and reduction link

Type	Volume (litre)	Width E (mm)	Height (mm)	Opening A max. (mm)	Self weight (kg)	Closing force (kN at 32 MPa)	Load capacity (kg)
KM 605HPX-Z-240/502c	240	500	1065	1545	375	34	3000
KM 605HPX-Z-300/502c	300	650	1065	1545	405	34	3000
KM 605HPX-Z-370/502c	370	800	1065	1545	435	34	3000
KM 605HPX-Z-460/502c	460	1000	1065	1545	465	34	3000

Package consists of: clamshell bucket with flap, bolt-on teeth, rotator KM 04 S, reduction link KM 502 4500, short connecting hoses KM 203 01, upper suspension KM 501 4500, pressure relief valve, non-return valve

Accessories

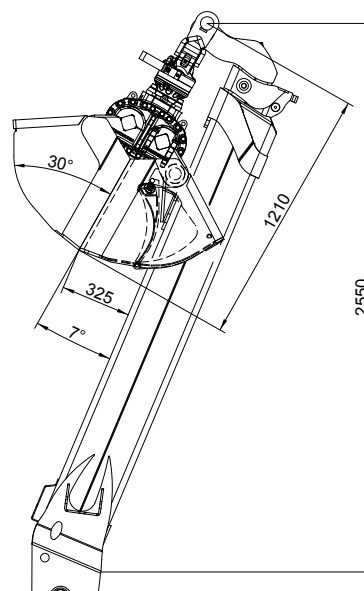
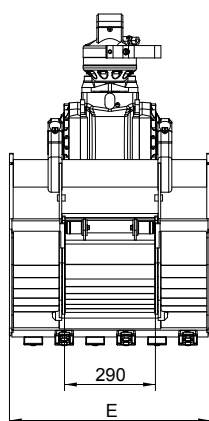
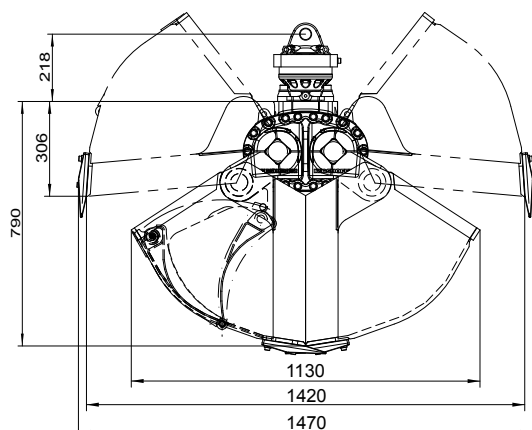
Type	Description
KM 685 05	adapters for compression rails (Load capacity max. 250 kg, without compression rails)
KM 685 06 hook set 2	welded hooks (2 pieces)
KM 685 07 set	wear plates to protect horizontal cutting edges (2 pieces)
KM 204 01	mobile part of hydraulic quick coupling for hose (Ø 10 mm, 2 pieces)
KM 204 03	hydraulic quick change kit incl. mobile and fixed parts (2 pieces each) mounted with adapters to rotator

Requirements of truck crane

Operating pressure at oil flow:
max. 32 MPa (320 bar) at 40 - max. 90 l/min


⚠ **Mind the pressure!**

Technical drawings



The KM 605U HPX is a powerful clamshell bucket using the *HPXdrive Heavy Duty* for handling and easy digging tasks. The open shells enable the handling of bulky materials. Non-return valve, welded hooks and reversible wear plates are delivered on each grapple. The revolutionary *HPXdrive* technology guarantees a reliable and low maintenance attachment.

- **Reliability** of the *HPXdrive*! The movement of the arms of the grapple is generated by two hollow shafts, which run opposed and have a helix thread, hydraulically driven by a single piston. No more hydraulic cylinders!
- **Longer life cycle** up to 50%! **Self-lubrication**: The drive unit runs in a permanent oil bath. The compact design makes the *HPXdrive* resistant to dirt and debris.
- Versatility with different types of shells that can easily be refitted onto the driving unit.
- **Profitability** through low maintenance costs and longer life cycle.
- **Precise handling** with the gear-type **KINSHOFER** rotator and shells synchronised by the single piston turning both shafts of the *HPXdrive*.
- **Rotator with shaft** is available as an alternative, in case a quick change to a non-rotating hook is favoured.
- **Constant closing force** (28 kN at 32 MPa operating pressure) over the entire opening and closing process; high efficiency provided by hydro static bearings of the axes.



Packages clamshell bucket KM 605U HPX with KINSHOFER flange rotator							
Type	Volume	Width E	Height	max. Opening	Self weight	Closing force	Load capacity
	(litre)	(mm)	(mm)	(mm)	(kg)	(kN at 32 MPa)	(kg)
KM 605U HPX-300c	300	670	1115	1545	430	28	3000
KM 605U HPX-400c	400	820	1115	1545	455	28	3000
KM 605U HPX-450c	450	920	1115	1545	470	28	3000
KM 605U HPX-500c	500	1020	1115	1545	485	28	3000

Package consists of: clamshell bucket, rotator KM 04 F140-30V, upper suspension KM 501 4500, wear plates KM 685 07 set, welded hooks KM 685 06 hook set 2, non-return valve

Please note: - the KM 605U HPX is also available with a shaft rotator and quick change system KM 505

Note: - for heavy duty tasks we recommend the quick change system KM 505 HD in combination with the **KINSHOFER** rotator KM 04 S68-30US

Packages clamshell bucket KM 605U HPX/502 with KINSHOFER shaft rotator and reduction link							
Type	Volume	Width E	Height	max. Opening	Self weight	Closing force	Load capacity
	(litre)	(mm)	(mm)	(mm)	(kg)	(kN at 32 MPa)	(kg)
KM 605U HPX-300/502c	300	670	1170	1545	435	28	3000
KM 605U HPX-400/502c	400	820	1170	1545	460	28	3000
KM 605U HPX-450/502c	450	920	1170	1545	475	28	3000
KM 605U HPX-500/502c	500	1020	1170	1545	490	28	3000

Package consists of: clamshell bucket, rotator KM 04 S, reduction link KM 502 4500, short connecting hoses KM 203 01, upper suspension KM 501 4500, wear plates KM 685 07, welded hooks KM 685 06 hook set 2, non-return valve

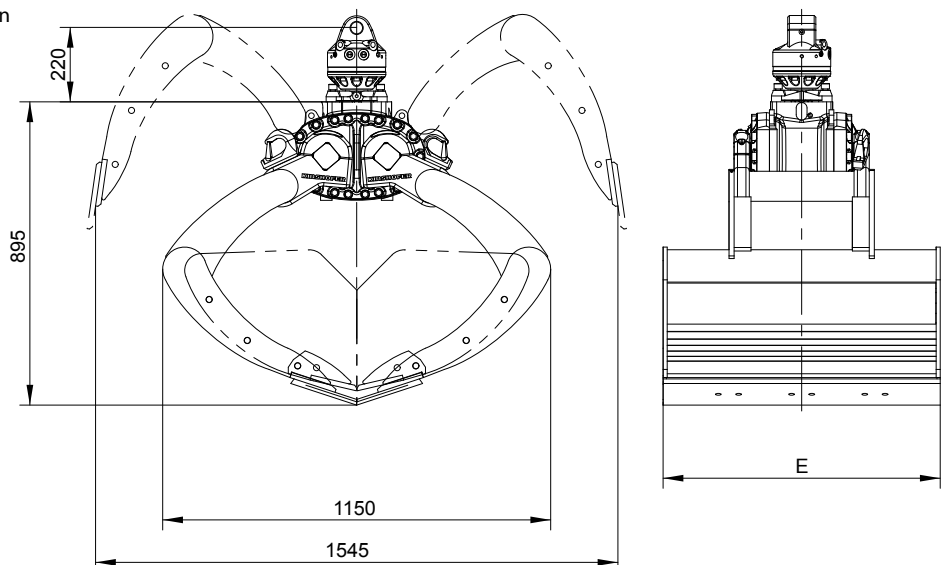
Accessories	
Type	Description
KM 685 05	adapters for compression rails (Load capacity max. 250 kg, without compression rails)
KM 381 09 720	compression rails – length 720 mm (2 pieces)
KM 381 09 1000	compression rails – length 1000 mm (2 pieces)
KM 685 09 C	side plates to screw onto the grapple for easy digging tasks (4 pieces)
KM 204 01	mobile part of hydraulic quick coupling for hose (Ø 10 mm, 2 pieces)
KM 204 03	hydraulic quick change kit incl. mobile and fixed parts (2 pieces each) mounted with adapters to rotator

Requirements of truck crane

Operating pressure at oil flow:
max. 32 MPa (320 bar) at 40 - max. 90 l/min

⚠ **Mind the pressure!**

Technical drawings



The KM 605U HPX-Z universal grapple with integrated flap rests flat and safe against the crane arm in its transport position. The special flap at the shell carrier allows to transport a large universal grapple, whereat the grapple does not protrude the carrier machine's width (2,55 m)* – without any loss in loading volume. The flap is secured automatically by a robust pressure piece with rubber bump.

- **Reliability** of the **HPXdrive**. The movement of the arms of the grapple is generated by two hollow shafts, which run opposed and have a helix thread, hydraulically driven by a single piston. No more hydraulic cylinders!
- **Longer life cycle** up to 50%! **Self-lubrication**: The drive unit runs in a permanent oil bath. The compact design makes the **HPXdrive** resistant to dirt and debris.
- **Profitability** through low maintenance costs and longer life cycle.
- **Versatility** by different types of shells that can easily be refitted onto the driving unit.
- **Constant closing force** (28 kN at 32 MPa operating pressure) over the entire opening and closing process; high efficiency provided by hydro static bearings of the axes.
- **Precise handling** with the gear-type **KINSHOFER** rotator and shells synchronised by the single piston turning both shafts of the **HPXdrive**.

* depending on crane kinematics and mounting



Packages clamshell bucket KM 605U HPX-Z with **KINSHOFER** flange rotator

Type	Volume	Width E	Height	max. Opening A	Self weight	Closing force	Load capacity
	(litre)	(mm)	(mm)	(mm)	(kg)	(kN at 32 MPa)	(kg)
KM 605U HPX-Z-400c	400	820	1145	1545	465	28	3000
KM 605U HPX-Z-450c	450	920	1145	1545	480	28	3000
KM 605U HPX-Z-500c	500	1020	1145	1545	495	28	3000
KM 605U HPX-Z-600c	600	1220	1145	1545	525	28	3000

Package consists of: clamshell bucket with flap, rotator KM 06 F140-40, upper suspension KM 501 6000, wear plates KM 685 07 set, non-return valve

Please note: the KM 605U HPX-Z is also available with a shaft rotator and quick change system KM 505

Note: for heavy duty tasks we recommend the quick change system KM 505 HD in combination with the **KINSHOFER** rotator KM 04 S68-30US

Packages clamshell bucket KM 605U HPX-Z/502 with **KINSHOFER** shaft rotator and reduction link

Type	Volume	Width E	Height	max. Opening A	Self weight	Closing force	Load capacity
	(litre)	(mm)	(mm)	(mm)	(kg)	(kN at 32 MPa)	(kg)
KM 605U HPX-Z-400/502c	400	820	1215	1545	470	28	3000
KM 605U HPX-Z-450/502c	450	920	1215	1545	485	28	3000
KM 605U HPX-Z-500/502c	500	1020	1215	1545	500	28	3000
KM 605U HPX-Z-600/502c	600	1220	1215	1545	530	28	3000

Package consists of: clamshell bucket with flap, rotator KM 06 S, upper suspension KM 501 6000, reduction link KM 502 6000, short hoses KM 203 01, wear plates KM 685 07, non-return valve

Accessories

Typ	Description
KM 685 06 hook set 2	welded hooks (2 pieces)
KM 685 09 C	side plates to screw onto the grapple for easy digging tasks (4 pieces)
KM 204 01	mobile part of hydraulic quick coupling for hose (Ø 10 mm, 2 pieces)
KM 204 03	hydraulic quick change kit incl. mobile and fixed parts (2 pieces each) mounted with adapters to rotator

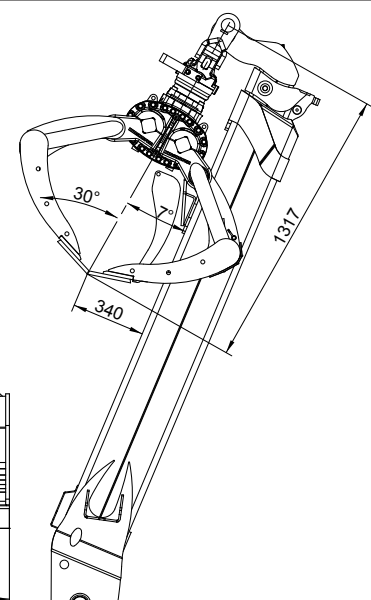
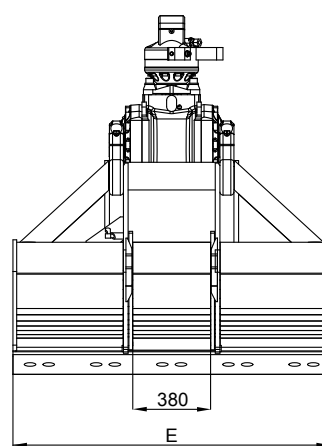
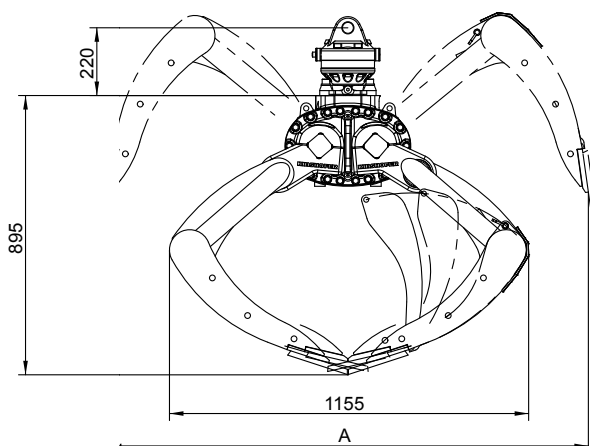
Requirements of truck crane

Operating pressure at oil flow:

max. 32 MPa (320 bar) at 40 - max. 90 l/min

⚠ **Mind the pressure!**

Technical drawings



The KM 613HPX-HD with *HPXdrive Heavy Duty* for positioning and handling natural stones, curbstones etc. A non-return valve secures constant pressure even in case of unexpected pressure drop. The revolutionary *HPXdrive* technology guarantees a reliable and low maintenance attachment.

- **Reliability** of the *HPXdrive*! The movement of the arms of the grapple is generated by two hollow shafts, which run opposed and have a helix thread, hydraulically driven by a single piston. No more hydraulic cylinders!
- **Longer life cycle** up to 50%! **Self-lubrication**: The drive unit runs in a permanent oil bath. The compact design makes the *HPXdrive* resistant to dirt and debris.
- **Versatility** with different types of shells that can easily be refitted onto the driving unit.
- **Profitability** through low maintenance costs and longer life cycle.
- **Precise handling** with the gear-type **KINSHOFER** rotator and shells synchronised by the single piston turning both shafts of the *HPXdrive*.
- **Rotator with shaft** is available as an alternative, in case a quick change to a non-rotating hook is favoured.
- **Constant closing force** (22 kN at 32 MPa operating pressure) over the entire opening and closing process; high efficiency provided by hydro static bearings of the axes.



Package rock grapple KM 613HPX-HD with KINSHOFER flange rotator							
Type	Capacity	Width E	Height C	max. Opening	Self weight	Closing force	Load capacity
	(m ²)	(mm)	(mm)	(mm)	(kg)	(kN at 32 MPa)	(kg)
KM 613HPX-HD-0,35c	0,35	400	1260	1710	335	22	2000

Package consists of: rock grapple, rotator KM 04 F140-30V, upper suspension KM 501 4500, non-return valve
Please note: the KM 613HPX-HD is also available with a shaft rotator and quick change system KM 505

Note: for heavy duty tasks we recommend the quick change system KM 505 HD in combination with the **KINSHOFER** rotator KM 04 S68-30US

Package rock grapple KM 613HPX-HD/502 with KINSHOFER shaft rotator and reduction link							
Type	Capacity	Width E	Height C	max. Opening	Self weight	Closing force	Load capacity
	(m ²)	(mm)	(mm)	(mm)	(kg)	(kN at 32 MPa)	(kg)
KM 613HPX-HD-0,35/502c	0,35	400	1315	1710	340	22	2000

Package consists of: rock grapple, rotator KM 04 S, reduction link KM 502 4500, short connecting hoses KM 203 01, upper suspension KM 501 4500, non-return valve

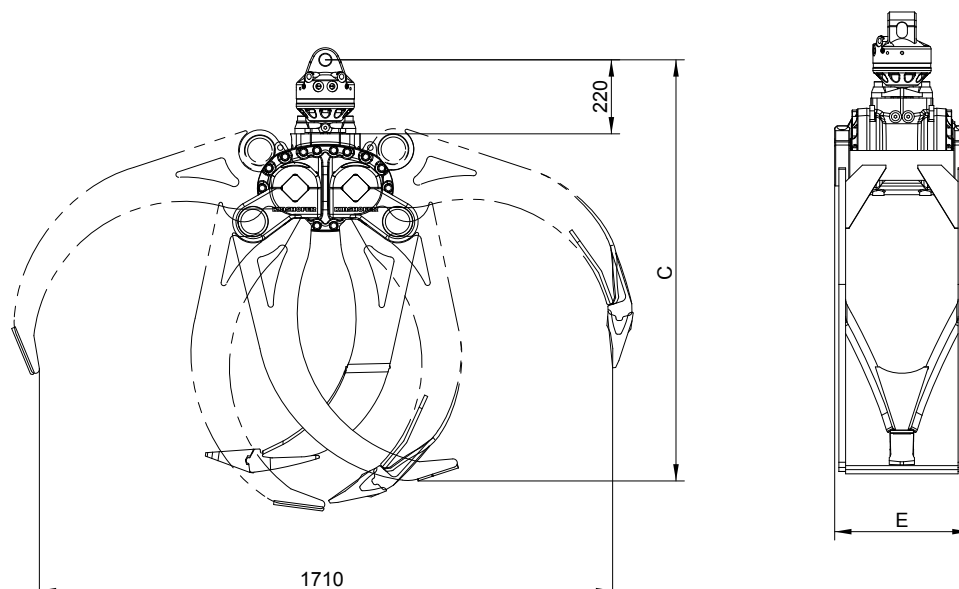
Accessories

Type	Description
KM 685 06 hook set 2	welded hooks (2 pieces)
KM 204 01	mobile part of hydraulic quick coupling for hose (Ø 10 mm, 2 pieces)
KM 204 03	hydraulic quick change kit incl. mobile and fixed parts (2 pieces each) mounted with adapters to rotator

Requirements of truck crane

Operating pressure at oil flow:
 max. 32 MPa (320 bar) at 40 - max. 90 l/min
 ⚠ **Mind the pressure!**

Technical drawings



Heavy Duty Timber Grapple with *HPXdrive*

KM 632HPX-HD

The KM 632HPX with *HPXdrive Heavy Duty* for loading short logs, shrubbery, branches etc. A non-return valve secures constant pressure even in case of unexpected pressure drop. The revolutionary *HPXdrive* technology guarantees a reliable and low maintenance attachment.



- **Reliability** of the *HPXdrive*! The movement of the arms of the grapple is generated by two hollow shafts, which run opposed and have a helix thread, hydraulically driven by a single piston. No more hydraulic cylinders!
- **Longer life cycle** up to 50%! **Self-lubrication**: The drive unit runs in a permanent oil bath. The compact design makes the *HPXdrive* resistant to dirt and debris.
- **Versatility** with different types of shells that can easily be refitted onto the driving unit.
- **Profitability** through low maintenance costs and longer life cycle.
- **Precise handling** with the gear-type **KINSHOFER** rotator and shells synchronised by the single piston turning both shafts of the *HPXdrive*.
- **Rotator with shaft** is available as an alternative, in case a quick change to a non-rotating hook is favoured.
- **Constant closing force** (31 kN at 32 MPa operating pressure) for the entire opening and closing process; high efficiency provided by hydro static bearings of the axes.

Package timber grapple KM 632HPX-HD with **KINSHOFER** flange rotator

Type	Capacity	Width E	Height C	min. Log-Ø D	max. Opening	Self weight	Closing force	Load capacity
	(m ²)	(mm)	(mm)	(mm)	(mm)	(kg)	(kN at 32 MPa)	(kg)
KM 632HPX-HD-0,16c	0,16	400	1010	170	1290	285	31	2000

Package consists of: timber grapple, rotator KM 04 F140-30V, upper suspension KM 501 4500, non-return valve
Please note: the KM 632HPX-HD is also available with a shaft rotator and quick change system KM 505

Note: for heavy duty tasks we recommend the quick change system KM 505 HD in combination with the **KINSHOFER** rotator KM 04 S68-30US

Package timber grapple KM 632HPX-HD/502 with **KINSHOFER** shaft rotator and reduction link

Type	Capacity	Width E	Height C	min. Log-Ø D	max. Opening	Self weight	Closing force	Load capacity
	(m ²)	(mm)	(mm)	(mm)	(mm)	(kg)	(kN at 32 MPa)	(kg)
KM 632HPX-HD-0,16/502c	0,16	400	1065	170	1290	290	31	2000

Package consists of: timber grapple, rotator KM 04 S, reduction link KM 502 4500, short connecting hoses KM 203 01, upper suspension KM 501 4500, non-return valve

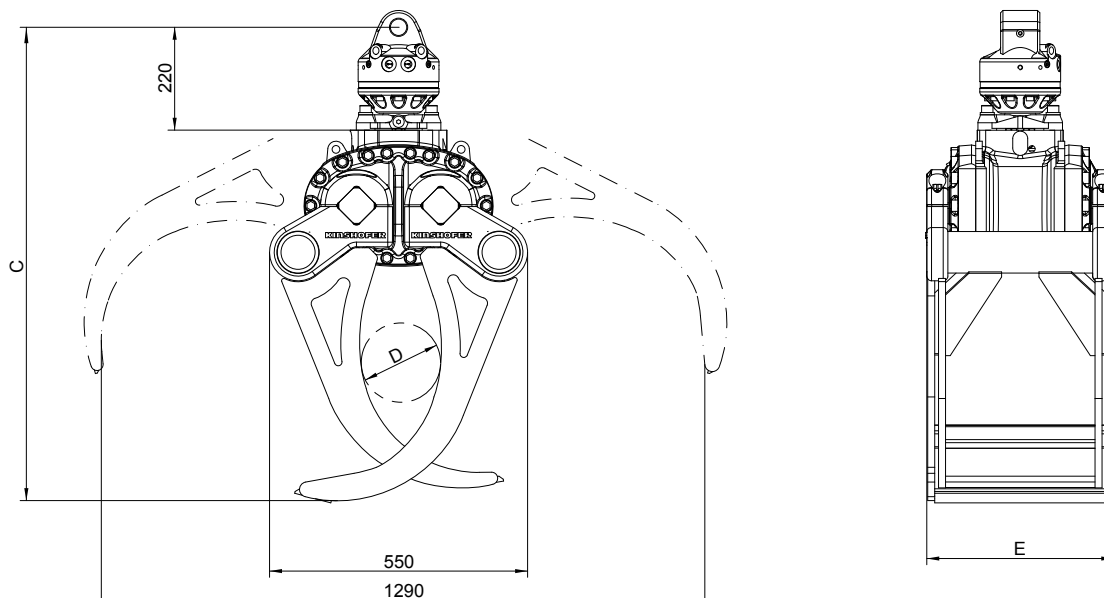
Accessories

Type	Description
KM 204 01	mobile part of hydraulic quick coupling for hose (Ø 10 mm, 2 pieces)
KM 204 03	hydraulic quick change kit incl. mobile and fixed parts (2 pieces each) mounted with adapters to rotator

Requirements of truck crane

Operating pressure at oil flow:
 max. 32 MPa (320 bar) at 40 - max. 90 l/min
 ⚠ **Mind the pressure!**

Technical drawings



KM 641HPX-HD Heavy Duty Hay and Forestry Grapple with *HPXdrive*

The hay and forestry grapple KM 641HPX-HD using the *HPXdrive Heavy Duty* is ideal for handling hay, brushwood, compost or manure – often used for municipal operations and road work. The revolutionary *HPXdrive* technology guarantees a reliable and low maintenance attachment.

- **Reliability** of the *HPXdrive*! The movement of the arms of the grapple is generated by two hollow shafts, which run opposed and have a helix thread, hydraulically driven by a single piston. No more hydraulic cylinders!
- **Longer life cycle** up to 50%! **Self-lubrication**: The drive unit runs in a permanent oil bath. The compact design makes the *HPXdrive* resistant to dirt and debris.
- **Versatility** with different types of shells that can easily be refitted onto the driving unit.
- **Profitability** through low maintenance costs and longer life cycle.
- **Precise handling** with the gear-type **KINSHOFER** rotator and shells synchronised by the single piston turning both shafts of the *HPXdrive*.
- **Rotator with shaft** is available as an alternative, in case a quick change to a non-rotating hook is favoured.
- **Constant closing force** (23 kN at 32 MPa operating pressure) over the entire opening and closing process; high efficiency provided by hydro static bearings of the axes.



Package hay and forestry grapple KM 641HPX-HD with KINSHOFER flange rotator								
Type	Capacity	Width E	Height C	max. Opening	Number of tines	Self weight	Closing force	Load capacity
	(m ²)	(mm)	(mm)	(mm)		(kg)	(kN at 32 MPa)	(kg)
KM 641HPX-HD-0,4c	0,40	940	1200	1720	7	390	23	2000

Package consists of: hay and forestry grapple, rotator KM 04 F140-30V, upper suspension KM 501 4500, non-return valve
Please note: the KM 641HPX-HD is also available with a shaft rotator and quick change system KM 505

Note: for heavy duty tasks we recommend the quick change system KM 505 HD in combination with the **KINSHOFER** rotator KM 04 S68-30US

Package hay and forestry grapple KM 641HPX-HD/502 with KINSHOFER shaft rotator and reduction link								
Type	Capacity	Width E	Height C	max. Opening	Number of tines	Self weight	Closing force	Load capacity
	(m ²)	(mm)	(mm)	(mm)		(kg)	(kN at 32 MPa)	(kg)
KM 641HPX-HD-0,4/502c	0,40	940	1255	1720	7	395	23	2000

Package consists of: hay and forestry grapple, rotator KM 04 S, reduction link KM 502 4500, short connecting hoses KM 203 01, upper suspension KM 501 4500, non-return valve

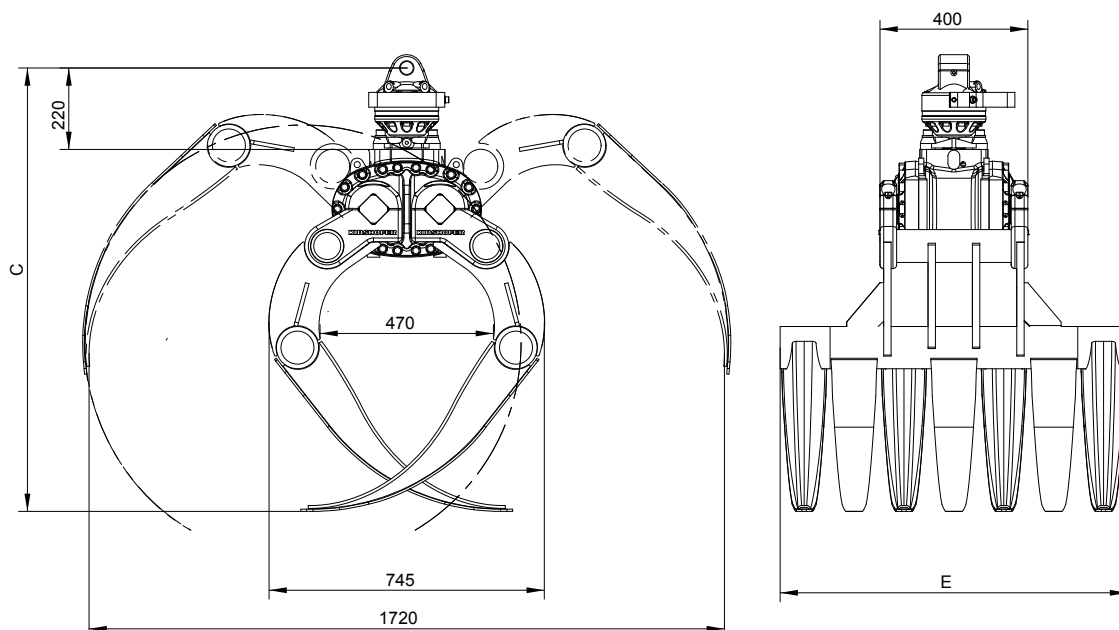
Accessories

Type	Description
KM 204 01	mobile part of hydraulic quick coupling for hose (Ø 10 mm, 2 pieces)
KM 204 03	hydraulic quick change kit incl. mobile and fixed parts (2 pieces each) mounted with adapters to rotator

Requirements of truck crane

Operating pressure at oil flow:
 max. 32 MPa (320 bar) at 40 - max. 90 l/min
 ⚠ **Mind the pressure!**

Technical drawings



The KM 626 is the ideal solution for light weight loader cranes in daily routine work – robust, effective, budget priced.

- **Maximum loading height** is achieved through the compact design with the horizontal double-cylinder.
- **Synchronized opening and closing** through sturdy compensation bar.
- **Bolt-on digging teeth** are delivered with each clamshell bucket.
- **Good digging behaviour** through the closely positioned shell pivots.
- **Excellent digging characteristics** are a result of high closing forces (27 kN at 26 MPa operating pressure).
- **Long life** is ensured through the use of 500 HB steel in the manufacture of the cutting edges.
- **Reduced wear out** due to a generously dimensioned bearing system; service-friendly design.



Packages clamshell bucket KM 626c

Type	Volume (litre)	Width E (mm)	Opening A max. (mm)	Number of teeth	Weight (kg)	Closing force (kN)	Capacity (kg)
KM 626-95c	95	400	825	4	125	27	3000
KM 626-100c	100	450	825	4	130	27	3000
Package consists of:	clamshell bucket, bolt-on teeth, rotator KM 04 F, short connecting hoses KM 203 01, upper suspension KM 501 4500, non-return valve						

Accessories

Type	Description
KM 04 F	recommended KINSHOFER rotator for KM 626
KM 03 S	KINSHOFER shaft rotator for precise positioning of the load – up to 3000 kg load capacity
KM 04 S	KINSHOFER shaft rotator for precise positioning of the load – up to 4500 kg load capacity
KM 04 S68-30US	recommended KINSHOFER shaft rotator for heavy duty tasks – up to 4500 kg load capacity
KM 505	quick change system for shaft-type rotator KM 04 S
KM 505 HD	quick change system HD for shaft-type rotator KM 04 S68-30US
KM 502 3000	reduction link between rotator and grapple for KM 03 S
KM 502 4500	reduction link between rotator and grapple for KM 04 S
KM 680 02	scraper
KM 685 06 hook set 2	welded hooks (2 pieces)
KM 685 06 eye set 2	welded eyes (2 pieces)
KM 685 07 set	wear plates to protect horizontal cutting edges (2 pieces)

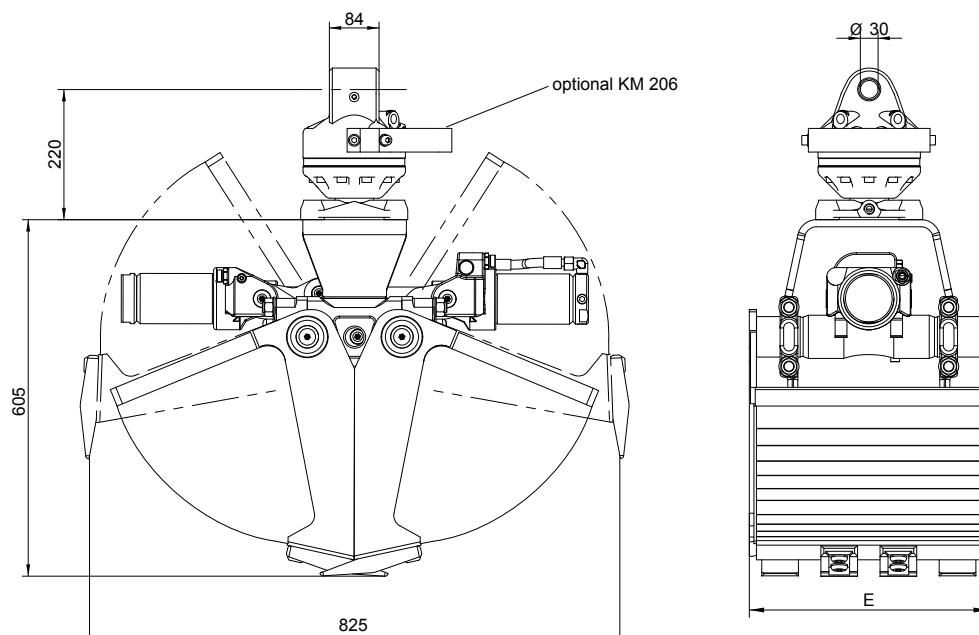
Requirements of truck crane

Operating pressure at oil flow:

max. 26 MPa (260 bar) at 25 - max. 75 l/min

⚠ **Mind the pressure!**

Technical drawings



The KM 604 is the ideal solution for light weight loader cranes in daily routine work – robust, effective, budget priced.

- **Maximum loading height** is achieved through the compact design with the horizontal hydraulic cylinder.
- **Long life** is ensured through the use of 500 HB steel in the manufacture of the cutting edges and a generously dimensioned bearing system.
- **Synchronized opening and closing** through sturdy compensation bar.
- **Bolt-on digging teeth** are delivered with each clamshell bucket.
- **Excellent digging characteristics** are a result of high closing forces (20 kN at 26 MPa operating pressure).



Packages clamshell bucket KM 604c

Type	Volume (litre)	Width E (mm)	max. Opening (mm)	Number of teeth	Self weight (kg)	Closing force (kN)	Load capacity (kg)
KM 604-250c	250	500	1390	5	255	20	3000
KM 604-350c	350	650	1390	5	275	20	3000
KM 604-450c	450	800	1390	9	310	20	3000

Package consists of: clamshell bucket, bolt-on teeth, rotator KM 04 F, short connecting hoses KM 203 01, upper suspension KM 501 4500 and non-return valve

Clamshell bucket KM 604 incl. teeth

Type	Volume (litre)	Width E (mm)	max. Opening (mm)	Number of teeth	Self weight (kg)	Closing force (kN)	Load capacity (kg)
KM 604-150	150	325	1390	3	185	20	3000
KM 604-200	200	400	1390	3	195	20	3000
KM 604-250	250	500	1390	5	220	20	3000
KM 604-325	325	600	1390	5	235	20	3000
KM 604-350	350	650	1390	5	240	20	3000
KM 604-450	450	800	1390	9	275	20	3000

Accessories

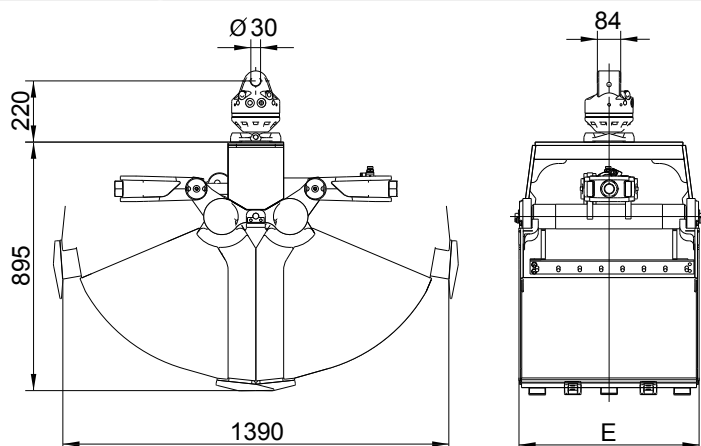
Type	Description
KM 04 F	recommended KINSHOFER rotator for KM 604
KM 04 S	KINSHOFER shaft rotator for precise positioning of the load – up to 4500 kg load capacity
KM 04 S68-30US	recommended KINSHOFER shaft rotator for heavy duty tasks – up to 4500 kg load capacity
KM 505	quick change system for shaft-type rotator KM 04 S
KM 505 HD	quick change system HD for shaft-type rotator KM 04 S68-30US
KM 502 4500	reduction link between rotator and grapple
KM 680 01	scraper
KM 685 06 hook set 2	welded hooks (2 pieces)
KM 685 06 eye set 2	welded eyes (2 pieces)
KM 685 07 set	wear plates to protect horizontal cutting edges (2 pieces)
KM 685 05	adapters for compression rails (Load capacity max. 250 kg, without compression rails)
KM 381 09 720	compression rails – length 720 mm (2 pieces)
KM 381 09 1000	compression rails – length 1000 mm (2 pieces)

Requirements of truck crane

Operating pressure at oil flow:

26 - 32 MPa (260 - 320 bar) at 40 - max. 75 l/min

Technical drawings



The rugged clamshell bucket KM 605 is recognized as successful synthesis of form, function and performance.

- **Maximum loading height** is achieved through the compact design with the horizontal hydraulic cylinder.
- **Long life is ensured** through the use of 500 HB steel in the manufacture of the cutting edges and a generously dimensioned bearing system.
- **Synchronized opening and closing** through sturdy compensation bar.
- **Bolt-on digging teeth** are delivered with each clamshell bucket.
- **Excellent digging characteristics** are a result of high closing forces (30 kN at 26 MPa operating pressure).



Packages clamshell bucket KM 605c

Type	Volume (litre)	Width E (mm)	max. Opening (mm)	Number of teeth	Self weight (kg)	Closing force (kN)	Load capacity (kg)
KM 605-250c	250	500	1430	3	320	30	3000
KM 605-350c	350	650	1430	5	345	30	3000

Package consists of: clamshell bucket, bolt-on teeth, rotator KM 04 F, short connecting hoses KM 203 01, upper suspension KM 501 4500, non-return valve

Clamshell bucket KM 605 incl. teeth

Type	Volume (litre)	Width E (mm)	max. Opening (mm)	Number of teeth	Self weight (kg)	Closing force (kN)	Load capacity (kg)
KM 605-200	200	400	1430	3	265	30	3000
KM 605-250	250	500	1430	5	285	30	3000
KM 605-350	350	650	1430	5	310	30	3000
KM 605-450	450	800	1430	9	340	30	3000
KM 605-550	550	1000	1430	9	375	30	3000
KM 605-650	650	1200	1430	9	410	30	3000

Accessories

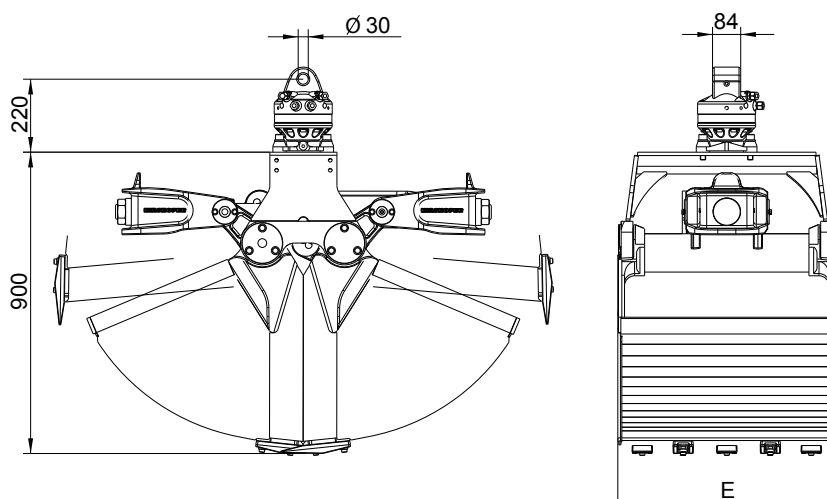
Type	Description
KM 04 F	recommended KINSHOFER rotator for KM 605
KM 04 S	KINSHOFER shaft rotator for precise positioning of the load – up to 4500 kg load capacity
KM 04 S68-30US	recommended KINSHOFER shaft rotator for heavy duty tasks – up to 4500 kg load capacity
KM 505 HD	quick change system HD for shaft-type rotator KM 04 S68-30US
KM 502 4500	reduction link between rotator and grapple
KM 680 01	scraper
KM 685 06 hook set 2	welded hooks (2 pieces)
KM 685 06 eye set 2	welded eyes (2 pieces)
KM 685 07 set	wear plates to protect horizontal cutting edges (2 pieces)
KM 685 05	adapters for compression rails (Load capacity max. 250 kg, without compression rails)
KM 381 09 720	compression rails – length 720 mm (2 pieces)
KM 381 09 1000	compression rails – length 1000 mm (2 pieces)

Requirements of truck crane

Operating pressure at oil flow:


26 - 32 MPa (260 - 320 bar) at 40 - max. 75 l/min

Technical drawings



The rugged clamshell bucket KM 606 is the reinforced version of the KM 605. The cutting edges, shells and shell frame are reinforced.

- **Maximum loading height** is achieved through the compact design with the horizontal hydraulic cylinder.
- **Long life is ensured** through the use of 500 HB steel in the manufacture of the cutting edges and a generously dimensioned bearing system.
- **Synchronized opening and closing** through sturdy compensation bar.
- **Bolt-on digging teeth** are delivered with each clamshell bucket.
- **Excellent digging characteristics** are a result of high closing forces (30 kN at 26 MPa operating pressure).



KM 606 with 6t-rotator

Heavy Duty clamshell bucket KM 606 incl. teeth							
Type	Volume	Width E	max. Opening	Number of teeth	Self weight	Closing force	Load capacity
	(litre)	(mm)	(mm)		(kg)	(kN)	(kg)
KM 606-200	200	400	1430	3	315	30	3000
KM 606-250	250	500	1430	5	335	30	3000
KM 606-350	350	650	1430	5	365	30	3000

Accessories

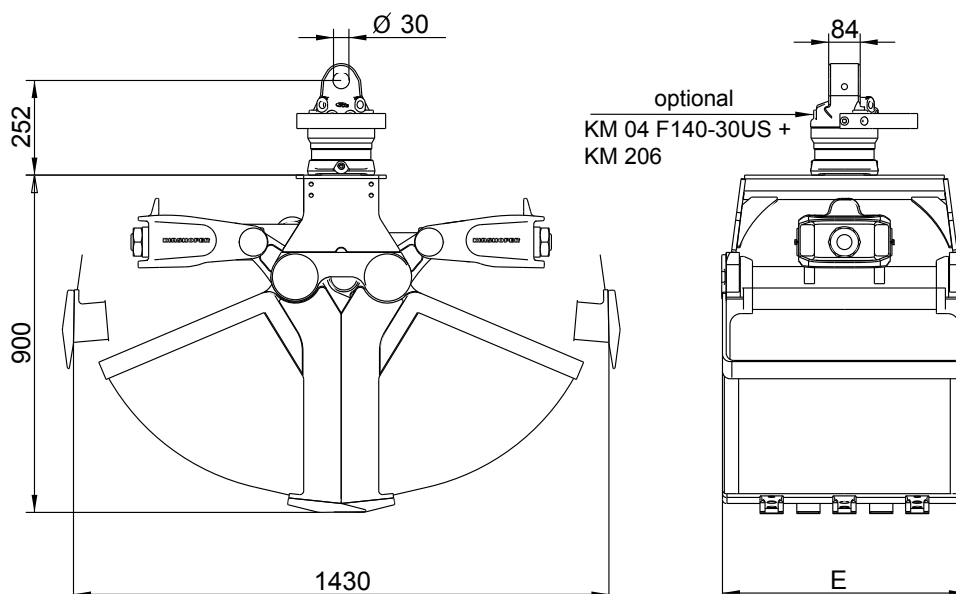
Type	Description
KM 04 F	recommended KINSHOFER rotator for KM 606 – depending on application
KM 06 F140-40	recommended KINSHOFER rotator for KM 606 – depending on application
KM 04 S	KINSHOFER shaft rotator for precise positioning of the load – up to 4500 kg load capacity
KM 04 S68-30US	recommended KINSHOFER shaft rotator for heavy duty tasks – up to 4500 kg load capacity
KM 505 HD	quick change system HD for shaft-type rotator KM 04 S68-30US
KM 502 4500	reduction link between rotator and grapple
KM 680 01	scraper
KM 685 06 hook set 2	welded hooks (2 pieces)
KM 685 06 eye set 2	welded eyes (2 pieces)
KM 685 07 set	wear plates to protect horizontal cutting edges (2 pieces)
KM 685 05	adapters for compression rails (Load capacity max. 250 kg, without compression rails)
KM 381 09 720	compression rails – length 720 mm (2 pieces)
KM 381 09 1000	compression rails – length 1000 mm (2 pieces)
KM 203 01	short connecting hoses

Requirements of truck crane

Operating pressure at oil flow:

26 - 32 MPa (260 - 320 bar) at 40 - max. 75 l/min

Technical drawings



The KM 605U is a robust clamshell bucket and versatile tool for handling all kinds of refuse material. The open sides of the grapple enables the grab of bulk material.

- **Compact design** with a horizontal hydraulic cylinder achieves a maximum loading height.
- **Long life** due to the use of 500 HB steel in the manufacture of the cutting edges and a generously dimensioned bearing system.
- **Synchronized opening and closing** through sturdy compensation bar.
- **Safety** is assured in the event of an unexpected pressure drop due to the integrated non-return valve.
- **Wear plates** (reversible) and **welded hooks** are delivered on each grapple.
- **Powerfull operation** due to high closing force (28 kN at an operating pressure of 26 MPa).



Packages clamshell bucket KM 605Uc

Type	Volume (litre)	Width E (mm)	max. Opening (mm)	Number of teeth (optional)	Self weight (kg)	Closing force (kN)	Load capacity (kg)
KM 605U-300c	300	670	1545	5	390	28	3000
KM 605U-400c	400	820	1545	7	415	28	3000

Package consists of: clamshell bucket, rotator KM 04 F, upper suspension KM 501 4500, wear plates KM 685 07 set, welded hooks, short connecting hoses KM 203 01, KM 685 06 hook set 2, non-return valve

Clamshell bucket KM 605U

Type	Volume (litre)	Width E (mm)	max. Opening (mm)	Number of teeth (optional)	Self weight (kg)	Closing force (kN)	Load capacity (kg)
KM 605U-250	250	570	1545	5	340	28	3000
KM 605U-300	300	670	1545	5	355	28	3000
KM 605U-400	400	820	1545	7	380	28	3000
KM 605U-450	450	920	1545	7	390	28	3000
KM 605U-500	500	1020	1545	9	410	28	3000
KM 605U-600	600	1220	1545	9	440	28	3000

Accessories

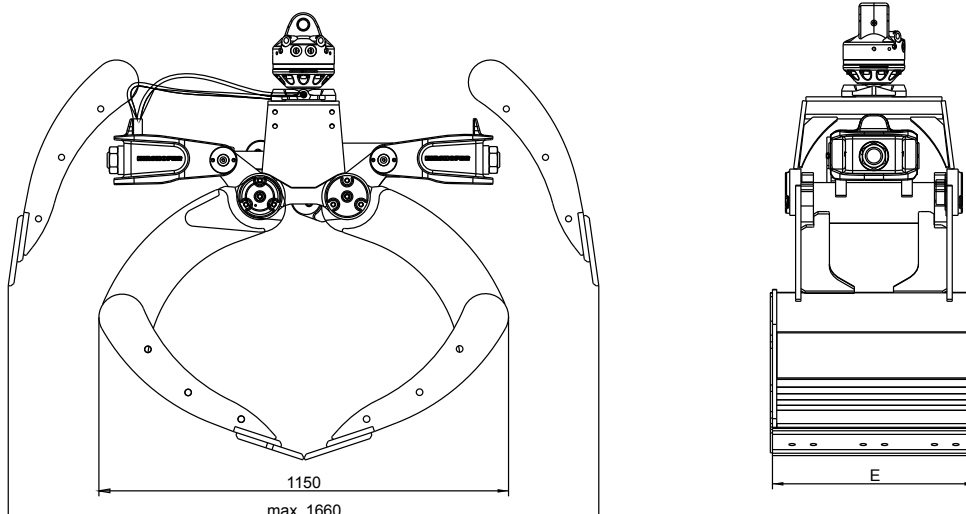
Type	Description
KM 04 F	recommended KINSHOFER rotator for KM 605U
KM 04 S	KINSHOFER shaft rotator for precise positioning of the load – up to 4500 kg load capacity
KM 04 S68-30US	recommended KINSHOFER shaft rotator for heavy duty tasks – up to 4500 kg load capacity
KM 505 HD	quick change system HD for shaft-type rotator KM 04 S68-30US
KM 502 4500	reduction link between rotator and grapple
KM 685 05	adapters for compression rails (Load capacity max. 250 kg, without compression rails)
KM 381 09 720	compression rails – length 720 mm (2 pieces)
KM 381 09 1000	compression rails – length 1000 mm (2 pieces)
KM 685 09 C	side plates to screw onto the grapple for easy digging tasks (4 pieces)

Requirements of truck crane

Operating pressure at oil flow:


26 - 32 MPa (260 - 320 bar) at 40 - max. 75 l/min

Technical drawings



A robust clamshell bucket for handling loose material as sand, gravel, soil – perfectly matched to heavy duty work on vehicle mounted cranes.

- **Excellent filling characteristics** of the rugged grapple due to the special shape of the buckets and the wide separation between their axes that enables wide opening.
- **Practically no “left overs”** of the material to be picked up as the working edges are vertical when the buckets are open and allow a deep plunge into a pile of material.
- **High stability** through reinforced buckets, torsion-free frame, generously dimensioned bearing system and the use of 500 HB steel in the manufacture of cutting edges.
- **Combination of compensator mechanism and cylinder guard** has many advantages: parallel action, longer life for piston rod and seals, significant weight savings.
- **Efficient handling** with high closing forces (28 kN at an operating pressure of 26 MPa).



Packages high volume clamshell bucket KM 602c							
Type	Volume	Width E	max. Opening A	Number of teeth (optional)	Self weight	Closing force	Load capacity
	(litre)	(mm)	(mm)		(kg)	(kN)	(kg)
KM 602-400c	400	800	1830	9	490	28	3000
KM 602-500c	500	1000	1830	9	535	28	3000
KM 602-650c	650	1200	1830	9	595	28	3000

Package consists of: high volume clamshell bucket, rotator KM 04 F, short connecting hoses KM 203 01, upper suspension KM 501 4500, non-return valve

Note: UK packages of KM 602 includes KM 04 F, KM 501, KM 203 01, KM 685 06 eye set 2, KM 685 07 set

High volume clamshell bucket KM 602							
Type	Volume	Width E	max. Opening A	Number of teeth (optional)	Self weight	Closing force	Load capacity
	(litre)	(mm)	(mm)		(kg)	(kN)	(kg)
KM 602-300	300	500	1830	5	360	28	3000
KM 602-400	400	800	1830	9	425	28	3000
KM 602-500	500	1000	1830	9	465	28	3000
KM 602-650	650	1200	1830	9	515	28	3000
KM 602-1000	1000	1200	2190	9	585	23	3000

Accessories	
Type	Description
KM 04 F	recommended KINSHOFER rotator for KM 602
KM 04 S68-30US	recommended KINSHOFER shaft rotator for heavy duty tasks – up to 4500 kg load capacity
KM 505 HD	quick change system HD for shaft-type rotator KM 04 S68-30US
KM 502 4500	reduction link between rotator and grapple
KM 685 06 hook set 2	welded hooks (2 pieces)
KM 685 06 eye set 2	welded eyes (2 pieces)
KM 685 07 set	wear plates to protect horizontal cutting edges (2 pieces)

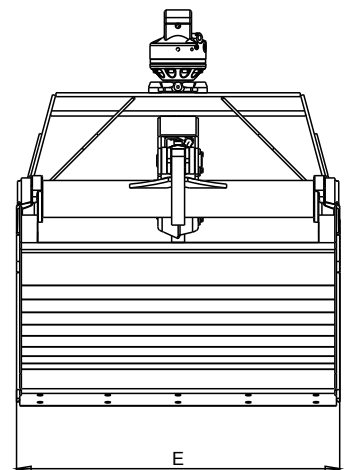
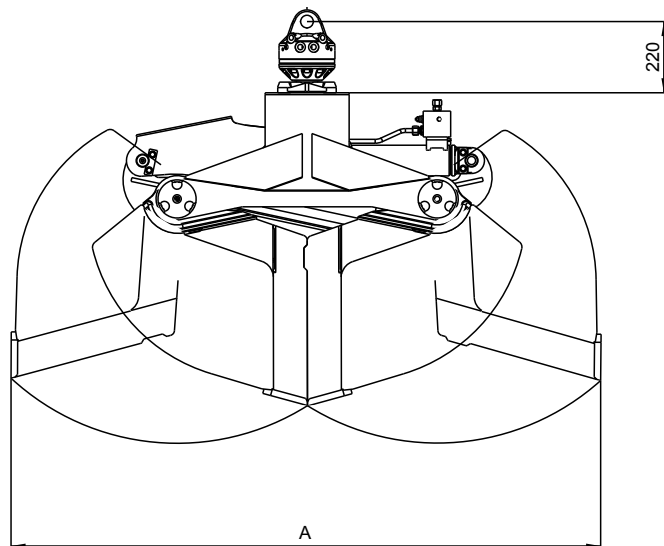
Requirements of truck crane

Technical drawings

Operating pressure at oil flow:

26 MPa (260 bar) at max. 75 l/min

26 - 37 MPa (260 - 370 bar) at max. 40 l/min



Clamshell Bucket with horizontal cylinder and narrow carrier KM 622

The high volume clamshell bucket KM 622 has a significant narrow frame and can therefore fulfill small digging tasks besides the handling.

The KM 622S is a reinforced version with a strong 6t- or 10t-rotator.

- **Suitable for digging** due to the narrow frame.
- **Compact design** due to the narrow frame enables manual filling of the bucket without obstacles.
- **Practically no „left overs“** of the material to be picked up as the working edges are vertical when the buckets are open and allow a deep plunge into a pile of material.
- **High stability** through reinforced buckets, torsion-free frame, generously dimensioned bearing system and the use of 500 HB steel in the manufacture of cutting edges.
- **Combination of compensator mechanism and cylinder guard** has many advantages: parallel action, longer life for piston rod and seals, significant weight savings.
- **Efficient handling** with high closing forces (KM 622: 20 kN at 26 MPa / KM 622S: 29 kN at 24 MPa operating pressure).



Packages high volume clamshell bucket KM 622

Type	Volume (litre)	Width (mm)	max. Opening A (mm)	Number of teeth (optional)	Self weight (kg)	Closing force (kN)	Load capacity (kg)
KM 622-300c	300	640	1670	5	360	20	3000
KM 622-400c	400	800	1670	9	390	20	3000
KM 622-500c	500	1000	1670	9	415	20	3000

Package consists of: high volume clamshell bucket, rotator KM 04 F, short connecting hoses KM 203 01, upper suspension KM 501 4500, non-return valve

Note: UK package of KM 622-400c/-500c includes KM 04 F, KM 501, KM 203 01, KM 685 06 eye set 2, KM 685 07 set

Packages high volume clamshell bucket KM 622S (other sizes on request)

Type	Volume (litre)	Width (mm)	max. Opening A (mm)	Number of teeth (optional)	Self weight (kg)	Closing force (kN)	Load capacity (kg)
KM 622S-500-6tc	500	800	1960	9	450	29	3000
KM 622S-500-10tc	500	800	1960	9	470	29	3000

Package consists of: high volume clamshell bucket, rotator (6t: KM 06 F173-35; 10t: KM 10 F173-35/1) with hose guard, short connecting hoses KM 203 01, upper suspension KM 501, welded hooks KM 685 06 hook set 2, non-return valve, pressure relief valve

High volume clamshell bucket KM 622

Type	Volume (litre)	Width (mm)	max. Opening A (mm)	Number of teeth (optional)	Self weight (kg)	Closing force (kN)	Load capacity (kg)
KM 622-300	300	640	1670	5	315	20	3000
KM 622-400	400	800	1670	9	345	20	3000
KM 622-500	500	1000	1670	9	370	20	3000

Accessories

Type	Description
KM 04 F	recommended KINSHOFER rotator for KM 622
KM 04 S68-30US	recommended KINSHOFER shaft rotator for heavy duty tasks – up to 4500 kg load capacity
KM 505 HD	quick change system HD for shaft-type rotator KM 04 S68-30US
KM 685 06 hook set 2	welded hooks (2 pieces)
KM 685 07 set	wear plates to protect horizontal cutting edges (2 pieces)

Requirements of truck crane

Operating pressure at oil flow:

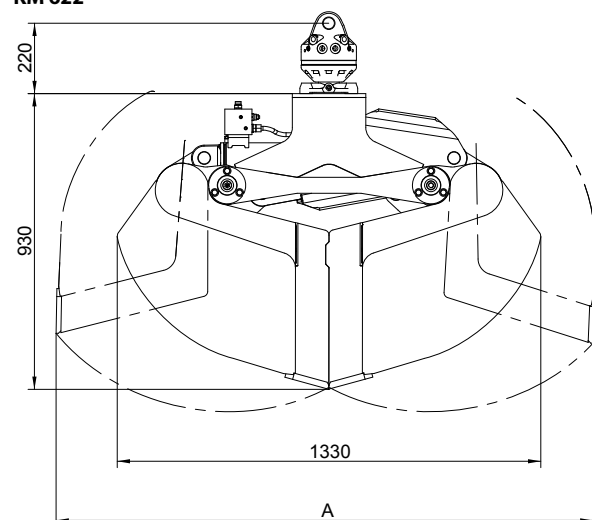
KM 622: 26 MPa (260 bar) at max. 75 l/min

KM 622S: 24 MPa (240 bar) at 40 - 75 l/min

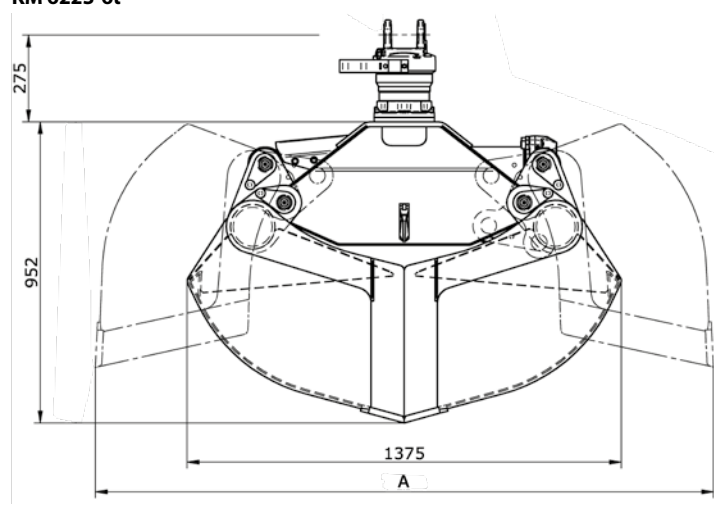
KM 622: 26 - 37 MPa (260 - 370 bar) at max. 40 l/min

Technical drawings

KM 622



KM 622S-6t



The KM 603 is a proven grapple for daily routine work – ideal for excavating foundations, trenches and other similar applications in civil engineering. The closely positioned shell pivots ensure good digging behaviour and high closing pressure.

- **Good digging behaviour** through the closely positioned shell pivots.
- **Longevity** is ensured through the use of 500 HB steel in the manufacture of cutting edges and the generously dimensioned bearing system. The enclosed hydraulic cylinder (in a hub unit) and short hydraulic connection hoses lower the risk of damage and down-time.
- **Maximum loading height** is achieved through the compact design.
- **Bolt-on digging teeth** are delivered with each clamshell bucket.
- **Excellent digging characteristics** are the result of high closing forces (20 kN at an operating pressure of 26 MPa).



---> Alternatively to the KM 603 the KM 604HPX can be used with an extension for excavating

Packages clamshell bucket KM 603c

Type	Volume (litre)	Width E (mm)	Opening A max. (mm)	Number of teeth	Self weight (kg)	Closing force (kN)	Load capacity (kg)
KM 603-250c	250	500	1390	5	330	20	3000
KM 603-350c	350	650	1390	5	355	20	3000

Package consists of: clamshell bucket, bolt-on teeth, rotator KM 04 F, short connecting hoses KM 203 01, upper suspension KM 501 4500, non-return valve

Clamshell bucket KM 603 incl. teeth

Type	Volume (litre)	Width E (mm)	Opening A max. (mm)	Number of teeth	Self weight (kg)	Closing force (kN)	Load capacity (kg)
KM 603-150	150	325	1390	3	260	20	3000
KM 603-200	200	400	1390	3	275	20	3000
KM 603-250	250	500	1390	5	295	20	3000
KM 603-325	325	600	1390	5	315	20	3000
KM 603-350	350	650	1390	5	320	20	3000
KM 603-450	450	800	1390	9	355	20	3000

Accessories

Type	Description
KM 04 F	recommended KINSHOFER rotator for KM 603
KM 04 S	KINSHOFER shaft rotator for precise positioning of the load – up to 4500 kg load capacity
KM 04 S68-30US	recommended KINSHOFER shaft rotator for heavy duty tasks – up to 4500 kg load capacity
KM 505	quick change system for shaft-type rotator KM 04 S
KM 505 HD	quick change system HD for shaft-type rotator KM 04 S68-30US
KM 502 4500	reduction link between rotator and grapple
KM 680 01	scraper
KM 685 06 hook set 2	welded hooks (2 pieces)
KM 685 06 eye set 2	welded eyes (2 pieces)
KM 685 07 set	wear plates to protect horizontal cutting edges (2 pieces)

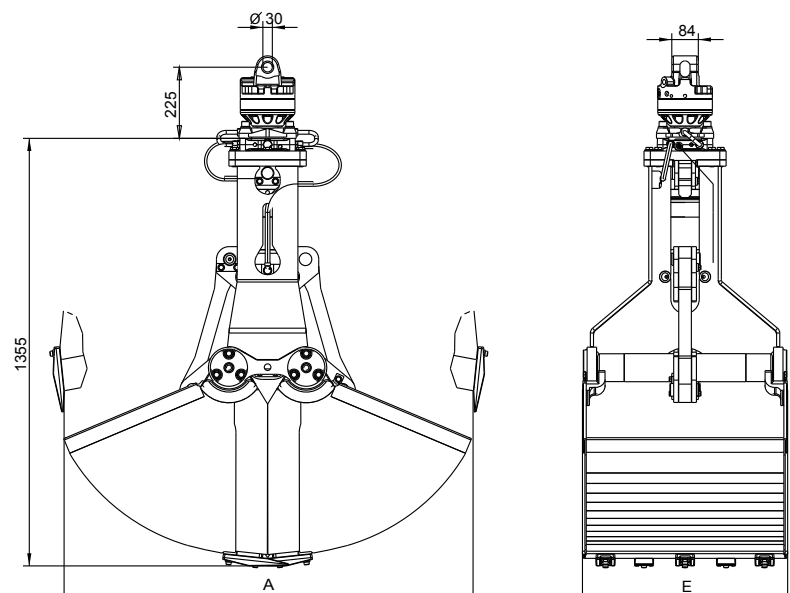
Requirements of truck crane

Operating pressure at oil flow:

max. 26 MPa (260 bar) at 25 - max. 75 l/min

⚠ **Mind the pressure!**

Technical drawings



Special Clamshell Buckets with vertical cylinder

KM 603F/R

The KM 603F is a special clamshell bucket with vertical cylinder for the daily routine work and has been constructed especially for the excavation of foundations and graves and includes a scraper.

The KM 603R with its round shells is the ideal tool to excavate well shafts.

- **Good digging behaviour** through the closely positioned shell pivots.
- **Longevity** is ensured through the use of 500 HB steel in the manufacture of cutting edges and the generously dimensioned bearing system. The enclosed hydraulic cylinder (in a hub unit) and short hydraulic connection hoses lower the risk of damage and down-time.
- **Synchronization of shells** due to largely dimensioned push rods between carrier and shells.
- **Bolt-on digging teeth** are delivered with each clamshell bucket.
- **Excellent digging characteristics** are the result of high closing forces (30 kN at an operating pressure of 26 MPa).



KM 603F with rotator

Special clamshell bucket KM 603F (incl. scraper)

Type	Volume (litre)	Width E (mm)	Opening A max. (mm)	Number of teeth	Self weight (kg)	Closing force (kN)	Load capacity (kg)
KM 603F-100	100	600	800	5	280	30	3000
KM 603F-125	125	760	800	7	315	30	3000
KM 603F-150	150	600	1000	5	275	30	3000
KM 603F-190	190	760	1000	7	305	30	3000
KM 603F-200	200	600	1000	5	295	30	3000

Special clamshell bucket KM 603R (round shells)

Type	Volume (litre)	Width E (mm)	Opening A max. (mm)	Number of teeth	Self weight (kg)	Closing force (kN)	Load capacity (kg)
KM 603R-30	30	-	Ø 460	4	210	30	3000
KM 603R-50	50	-	Ø 600	5	225	30	3000
KM 603R-150	150	-	Ø 900	5	240	30	3000
KM 603R-200	200	-	Ø 1000	7	295	30	3000

Accessories

Type	Description
KM 04 S	KINSHOFER shaft rotator for precise positioning of the load – up to 4500 kg load capacity
KM 04 F140-30US	recommended KINSHOFER rotator for KM 603F and KM 603R
KM 04 S68-30US	recommended KINSHOFER shaft rotator for heavy duty tasks – up to 4500 kg load capacity
KM 505	quick change system for shaft-type rotator KM 04 S
KM 505 HD	quick change system HD for shaft-type rotator KM 04 S68-30US
KM 502 4500	reduction link between rotator and grapple
KM 680 01	scraper
KM 685 06 hook set 2	welded hooks (2 pieces)
KM 685 06 hook set 4	welded hooks (4 pieces)
KM 685 07 set	wear plates to protect horizontal cutting edges (2 pieces)

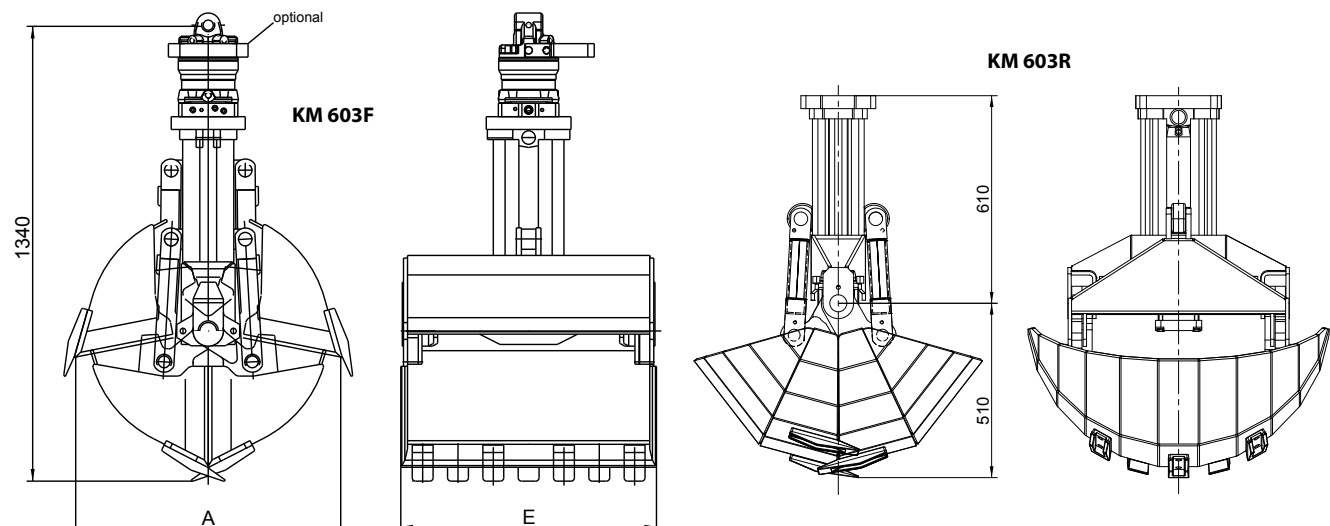
Requirements of truck crane

Operating pressure at oil flow:

max. 26 MPa (260 bar) at 25 - max. 75 l/min


⚠ Mind the pressure!

Technical drawings



The powerful clamshell bucket KM 607 with two vertical hydraulic cylinders is ideal for heavy digging work in grown soil.

- **Good digging behaviour** due to good plunge behaviour and proven shell geometry.
- **Long life** is ensured through the use of 500 HB steel in the manufacture of cutting edges and the generously dimensioned bearing system. Piston rod protection for the vertical hydraulic cylinders are standard.
- **Synchronised bucket movements** due to sturdy compensation rods.
- **Bolt-on digging teeth** are delivered with each clamshell bucket.
- **Excellent digging characteristics** are the result of high closing forces (32 kN at an operating pressure of 26 MPa).



---> Alternatively to the KM 607 the KM 605HPX can be used with an extension for excavating.

Packages clamshell bucket KM 607c

Type	Volume (litre)	Width E (mm)	max. Opening (mm)	Number of teeth	Self weight (kg)	Closing force (kN)	Load capacity (kg)
KM 607-215c	215	500	1295	5	320	32	3000
KM 607-255c	255	600	1295	5	335	32	3000

Package consists of: clamshell bucket, bolt-on teeth, rotator KM 04 F, short connecting hoses KM 203 01, upper suspension KM 501 4500, non-return valve

Clamshell bucket KM 607 incl. teeth

Type	Volume (litre)	Width E (mm)	max. Opening (mm)	Number of teeth	Self weight (kg)	Closing force (kN)	Load capacity (kg)
KM 607-135	135	325	1295	3	260	32	3000
KM 607-170	170	400	1295	3	270	32	3000
KM 607-215	215	500	1295	5	285	32	3000
KM 607-255	255	600	1295	5	300	32	3000
KM 607-340	340	800	1295	9	385	32	3000

Accessories

Type	Description
KM 04 F	recommended KINSHOFER rotator for KM 607
KM 04 S	KINSHOFER shaft rotator for precise positioning of the load – up to 4500 kg load capacity
KM 04 S68-30US	recommended KINSHOFER shaft rotator for heavy duty tasks – up to 4500 kg load capacity
KM 505 HD	quick change system HD for shaft-type rotator KM 04 S68-30US
KM 502 4500	reduction link between rotator and grapple
KM 680 01	scraper (not for width 800 mm)
KM 685 06 hook set 2	welded hooks (2 pieces)
KM 685 06 eye set 2	welded eyes (2 pieces)
KM 685 07 set	wear plates to protect horizontal cutting edges (2 pieces)

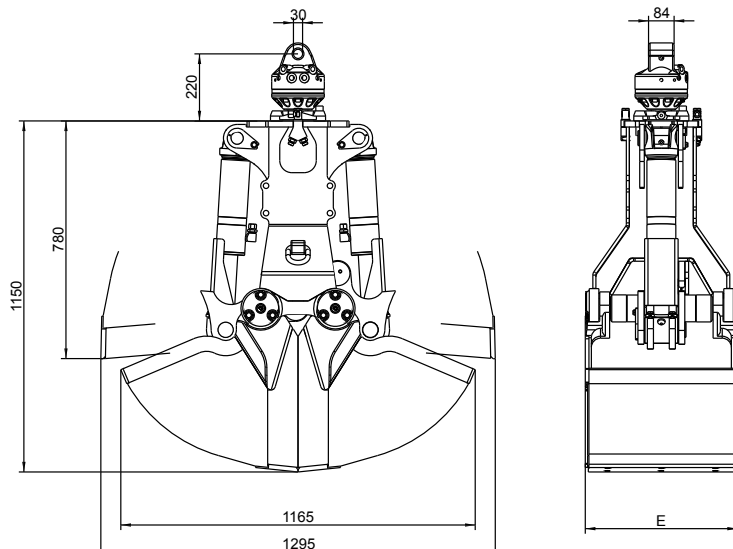
Requirements of truck crane

Operating pressure at oil flow:

max. 26 MPa (260 bar) at 25 - max. 75 l/min

⚠ Mind the pressure!

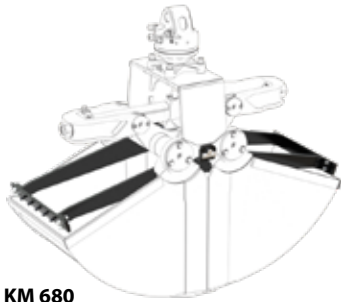
Technical drawings



Accessories for Clamshell Buckets

KM 680 – Scrapers

Scrapers for clamshell buckets with narrow widths clear the inside of the shells of sticky materials such as clay, during each opening. The design varies depending on the grapple.



KM 680

Type

for Clamshell bucket

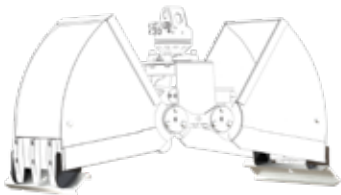
KM 680 01	KM 603/ 604/ 604HPX/ 605/ 605HPX/ 606/ 607
KM 680 02	KM 626HPX / KM 626
KM 505 04	link-set for KM 604HPX/605HPX/626HPX in combination with KM 505 / KM 505 HD and scraper KM 680

link for the combination
KM 505 (HD) + **HPXdrive** + scraper



KM 685 05 – Adapter for compression rails and compression rails

Adapters enable mounting of compression rails or support for concrete rings, for handling paving slabs, curbstones, concrete rings etc. The adapters can only be used with a **non-return valve**. They are not suitable for the use with a scraper.



KM 685 05

Type

Description

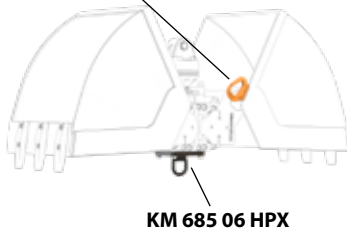
KM 685 05	adapters for compression rails (Load capacity max. 250 kg)
KM 381 09 720	compression rails – length 720 mm lang (2 pieces)
KM 381 09 1000	compression rails – length 1000 mm lang (2 pieces)

The adapters for compression rails are available for the following clamshell buckets: KM 603/ 604/ 604HPX/ 604U HPX/ 605/ 605U/ 605HPX/ 605U HPX/ 606

KM 685 06 - Central lifting devices for HPX, welded hooks and welded eyes

The central lifting device for **HPXdrive**, welded eyes or welded hooks suit lifting chains or slings. The max. capacity per eye or hook is 1000 kg.

KM 685 06 hook



KM 685 06 HPX

KM 685 06 HPX SD	to suit lifting chain or sling, 1 piece
KM 685 06 HPX HD	to suit lifting chain or sling, 1 piece
KM 685 06 hook	to suit lifting chain or sling, 1 piece
KM 685 06 hook set 2	to suit lifting chain or sling, 2 pieces
KM 685 06 hook set 4	to suit lifting chain or sling, 4 pieces
KM 685 06 eye	to suit lifting chain or sling, 1 piece
KM 685 06 eye set 2	to suit lifting chain or sling, 2 pieces



central lifting device **HPXdrive**

KM 685 06 hook



welded hook

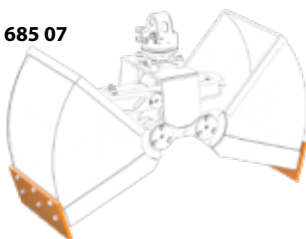
KM 685 06 eye
(not with **HPXdrive**)



welded eye

KM 685 07 – Wear plates

KM 685 07



KM 685 07 set	Wear plates, 2 pieces, to protect horizontal cutting edges
----------------------	--

KM 685 08 – Extension for excavation works with the **HPXdrive Standard** or the **HPXdrive Heavy Duty**

KM 685 08



Type

Description

KM 685 08	HPXdrive extension for excavating e.g. trenches (for canal and civil engineering) – 450 mm (30 kg)
------------------	---

Small orange peel grapple for the handling of bulky scrap, the KM 650 small for various applications is available with different tine shapes, different volumes (120l, 180l, 240l), with 4 or 5 tines.

- **Different tine shapes** of the KM 650 series to accommodate handling a variety of materials:
 - **KM 651:** fully closing tines for handling swarf, loose waste, soil, gravel etc.
 - **KM 652:** half closing tines for handling swarf, scrap, rubbish, waste paper etc.
 - **KM 653:** pointed tines for bulky scrap, car bodies, bundled waste paper etc.
- **Long life** due to a solid design: the hydraulic cylinder pistons are protected by the gripping arms and the hydraulic hoses, connections and oil distributor are positioned in the robust centre section. Special wear resistant materials used in the production of the gripping arms and oversized bearings ensure a long service life for these sturdy grapples.
- **A lifting-eye** on the centre section acts as an additional stop.
- **Powerful operation** with high closing force (11 kN to 13 kN at an operating pressure of 26 MPa).



Orange peel grapple KM 650 small

Type	Number of tines	Volume (litre)	max. Opening A (mm)	Width E (closed) (mm)	Height C (closed, incl. rotator) (mm)	Self weight (w/o rotator) (kg)	Load capacity (kg)	Closing force (kN)
KM 651-4	4	120	1360	1065	800	330	2000	13
		180	1450	1070	850	345	2000	12
		240	1720	1125	985	380	2000	11
KM 651-5	5	120	1360	1065	800	350	2000	13
		180	1450	1070	850	365	2000	12
		240	1720	1125	985	415	2000	11
KM 652-4	4	120	1360	1065	800	260	2000	13
		180	1450	1070	850	270	2000	12
		240	1720	1125	985	300	2000	11
KM 652-5	5	120	1360	1065	800	300	2000	13
		180	1450	1070	850	305	2000	12
		240	1720	1125	985	340	2000	11
KM 653-4	4	120	1360	1065	800	230	2000	13
		180	1450	1070	850	235	2000	12
		240	1720	1125	985	250	2000	11
KM 653-5	5	120	1360	1065	800	275	2000	13
		180	1450	1070	850	285	2000	12
		240	1720	1125	985	300	2000	11

Package consists of: orange peel grapple, non-return valve

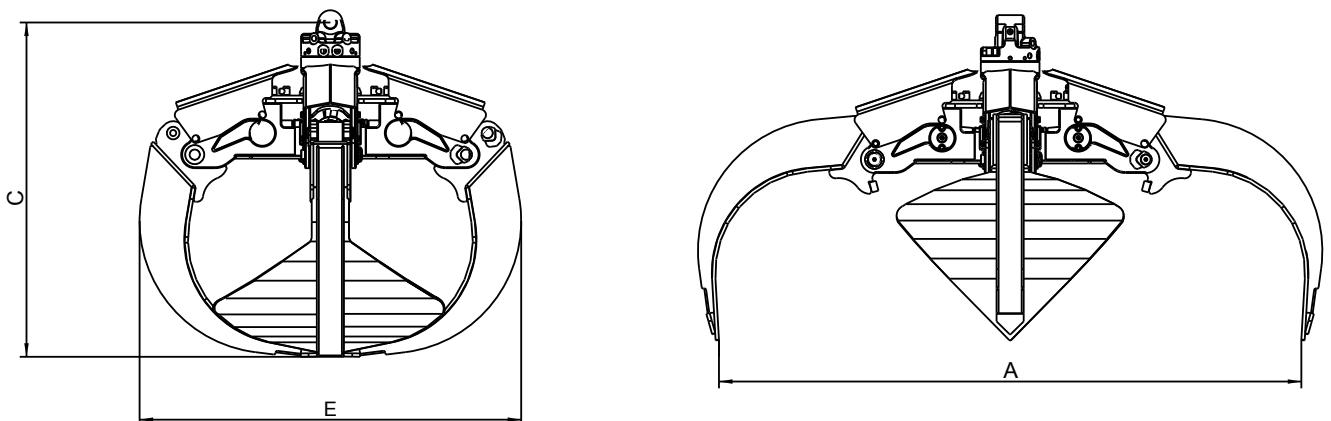
Accessories

Type	Description
KM 04 F	recommended KINSHOFER rotator for KM 650 small
KM 04 F140-30US	recommended KINSHOFER rotator for KM 650 small – for heavy duty application

Requirements of truck crane

Operating pressure at oil flow:
 max. 26 MPa (260 bar) at 25 - max. 75 l/min
 ⚠ Mind the pressure!

Technical drawings



Large orange peel grapple for the handling of bulky scrap, the KM 650 large for various applications is available with different tine shapes, different volumes (250l, 350l, 500l), with 4 or 5 tines.



- **Different tine shapes** of the KM 650 series to accommodate handling a variety of materials:
 - **KM 651:** fully closing tines for handling swarf, loose waste, soil, gravel etc.
 - **KM 652:** half closing tines for handling swarf, scrap, rubbish, waste paper etc.
 - **KM 653:** pointed tines for bulky scrap, car bodies, bundled waste paper etc.
- **Number of tines** can be chosen with 4 or 5 tines.
- **Long life** due to a solid design: the hydraulic cylinder pistons are protected by the gripping arms and the hydraulic hoses, connections and oil distributor are positioned in the robust centre section. Special wear resistant materials used in the production of the gripping arms and oversized bearings ensure a long service life for these sturdy grapples.
- **A lifting-eye** on the centre section acts as an additional stop.
- **Powerful operation** with high closing force (13 kN to 18 kN at an operating pressure of 26 MPa).

Orange peel grapple KM 650 large

Type	Number of tines	Volume (litre)	max. Opening A (mm)	Width E (closed) (mm)	Height C (closed, incl. rotator) (mm)	Self weight (w/o rotator) (kg)	Load capacity (kg)	Closing force (kN)
KM 651-4	4	250	1550	1285	1015	445	2500	18
		350	1720	1260	1100	470	3000	16
		500	2155	1320	1350	555	3000	13
KM 651-5	5	250	1550	1285	1015	520	2500	18
		350	1720	1260	1100	545	3000	16
		500	2155	1320	1350	635	3000	13
KM 652-4	4	250	1550	1285	1015	425	2500	18
		350	1720	1260	1100	440	3000	16
		500	2155	1320	1350	505	3000	13
KM 652-5	5	250	1550	1285	1015	505	2500	18
		350	1720	1260	1100	520	3000	16
		500	2155	1320	1350	595	3000	13
KM 653-4	4	250	1550	1285	1015	390	2500	18
		350	1720	1260	1100	395	3000	16
		500	2155	1320	1350	435	3000	13
KM 653-5	5	250	1550	1285	1015	470	2500	18
		350	1720	1260	1100	480	3000	16
		500	2155	1320	1350	525	3000	13

Package consists of: orange peel grapple, non-return valve

Accessories

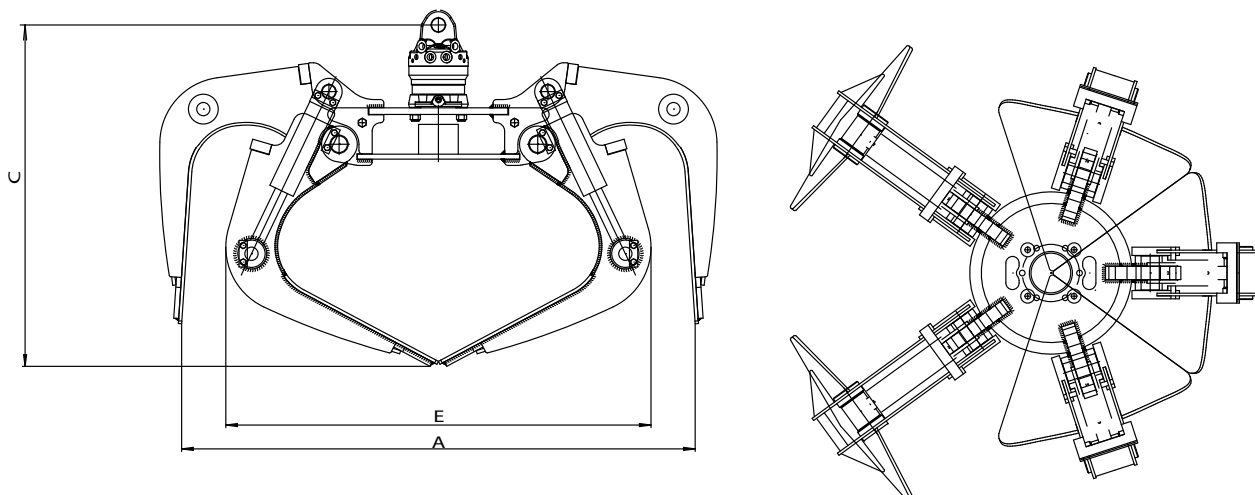
Type	Description
KM 04 F	recommended KINSHOFER rotator for KM 650 large
KM 04 F140-30US	recommended KINSHOFER rotator for KM 650 large – for heavy duty application
KM 06 F140-40	recommended KINSHOFER rotator for KM 650 large – for heavy duty application

Requirements of truck crane

Operating pressure at oil flow:
max. 26 MPa (260 bar) at 25 - max. 75 l/min

⚠ **Mind the pressure!**

Technical drawings



KM 652/2 Asymmetric Orange Peel Grapples with 240 litres capacity

The reliable asymmetric orange peel grapple KM 652/2 with half closing tines provides for an easy transport, resting flat against the crane arm and not protruding the width of the carrier machine. It is mainly used for handling scrap, waste and construction materials, and is available with 5 (KM 652-5/2) or 6 tines (KM 652-6/2) – depending on the task.

- **Asymmetric construction:** the grapple rests flat against the crane arm in its transport position (see below drawing).
- **Special slot on the main carrier** allows the transport of a big orange peel grapple, that does not protrude the width of the carrier (2,5 m).
- **Half closing tines** by default, completely closing at the points, for handling waste, scrap, loose materials, etc.
- **Non-return valve** guarantees a secure retention of loads even when pressure drops.
- **Long service life** due to robust design – oil distributor and hydraulic hoses are protected in the center part, generously dimensioned bearings, wear-resistant shells made of 400 HB steel, cylinder with piston rod protection, stops for both end positions of tines.
- **Strong operation** due to high closing forces (13 kN at 26 MPa operating pressure).



Asymmetric orange peel grapples KM 652-5/2 and KM 652-6/2

Type	Number of tines	Volume (litre)	Opening Ø A (mm)	Width E (closed) (mm)	Height C (closed, incl. rotator) (mm)	Weight (w/o rotator) (kg)	Capacity (kg)	Closing force (kN)
KM 652-5/2	5	240	1790	1065	1110	350	2500	13
KM 652-6/2	6	240	1790	1065	1110	410	2500	13

Package consists of: orange peel grapple, non-return valve

Accessories

Type	Description
KM 06 F173-35	recommended KINSHOFER rotator for KM 652/2

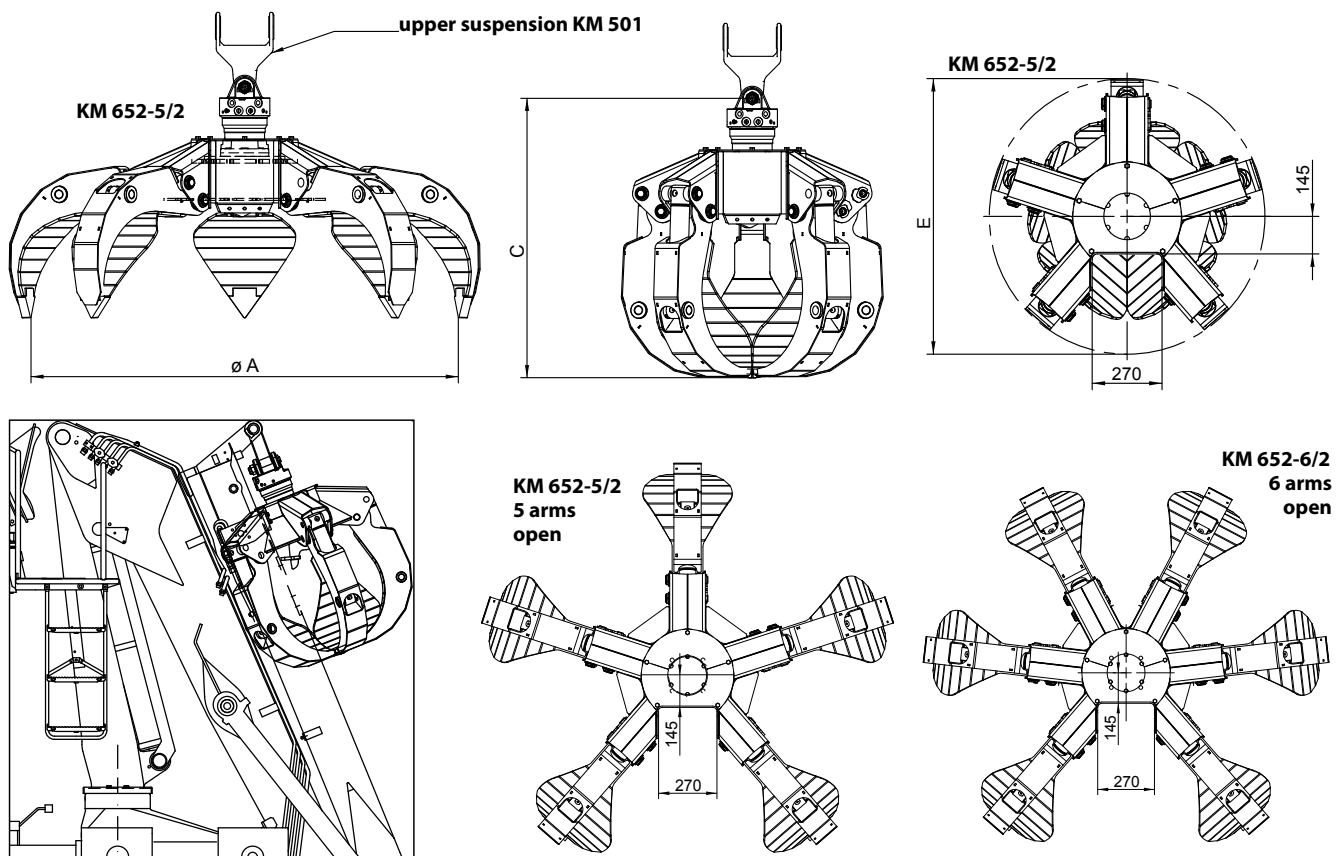
Requirements of truck crane

Operating pressure at oil flow:

max. 26 MPa (260 bar) at 25 - max. 75 l/min

⚠ Mind the pressure!

Technical drawings



The KM 634 is a robust and powerful tool for logs – especially for heavy duty operation. Well suited for handling single trunks.

- **Low height** with one horizontal hydraulic cylinder – especially when closed due to the interlocking arms.
- **Long service life** is ensured by the sturdy construction, high quality components and generously dimensioned bearing system. All bearing bolts are case hardened and housed in steel bearing bushes.
- **Optimised design** allows extremely small grapple diameter – ideal for handling thin timber securely. The arms open almost vertically. That enables an easy penetration into the timber stack.
- **Synchronisation** of arms due to sturdy compensation rods.
- **Protection of the hoses** for the hydraulic connections by a hose guard on the **KINSHOFER** rotator.
- **Precise positioning** of the loads is no problem in combination with the **KINSHOFER** rotator – continuous rotation, precise start and stop ability.
- **Safety** is assured in the event of an unexpected pressure drop due to the integrated non-return valve.
- **The reinforced logging grapple KM 634S** has an even more sturdy construction and is equipped with a stronger rotator.



KM 634-0,25

Packages logging grapple KM 634c

Type	Capacity (m ²)	Width E (mm)	min. Log-Ø D2 (mm)	max. Log-Ø D1 (mm)	max. Opening A (mm)	Self weight (kg)	Closing force (kN)	Load capacity (kg)
KM 634-0,25c	0,25	420	90	460	1470	215	13	4000
KM 634-0,35c	0,35	500	135	590	1950	300	16	5000

Package consists of: logging grapple, rotator with hose guard (for KM 634-0,25: KM 06 F173-35, for KM 634-0,35: KM 10 F173-35), short connecting hoses KM 203 01, upper suspension KM 501 (for KM 634-0,25: KM 501 6000, for KM 634-0,35: KM 501 10000), non-return valve

Logging grapple KM 634

Type	Capacity (m ²)	Width E (mm)	min. Log-Ø D2 (mm)	max. Log-Ø D1 (mm)	max. Opening A (mm)	Self weight (kg)	Closing force (kN)	Load capacity (kg)
KM 634-0,25	0,25	420	90	460	1470	170	13	4000
KM 634-0,35	0,35	500	135	590	1950	225	16	5000
KM 634-0,50	0,50	500	170	650	1985	250	15	5000

Reinforced logging grapple KM 634S

Type	Capacity (m ²)	Width E (mm)	min. Log-Ø D2 (mm)	max. Log-Ø D1 (mm)	max. Opening A (mm)	Self weight (kg)	Closing force (kN)	Load capacity (kg)
KM 634S-0,40	0,40	510	135	590	1950	270	16	6000
KM 634S-0,50	0,50	510	170	650	1985	275	16	7000
KM 634S-0,70	0,70	590	110	870	2570	530	15	8000

Accessories

Type	Description
KM 06 F173-35	recommended KINSHOFER rotator for KM 634-0,25
KM 10 F173-35/1	recommended KINSHOFER rotator for KM 634-0,35
KM 10 F173-45/52	recommended KINSHOFER rotator for KM 634S

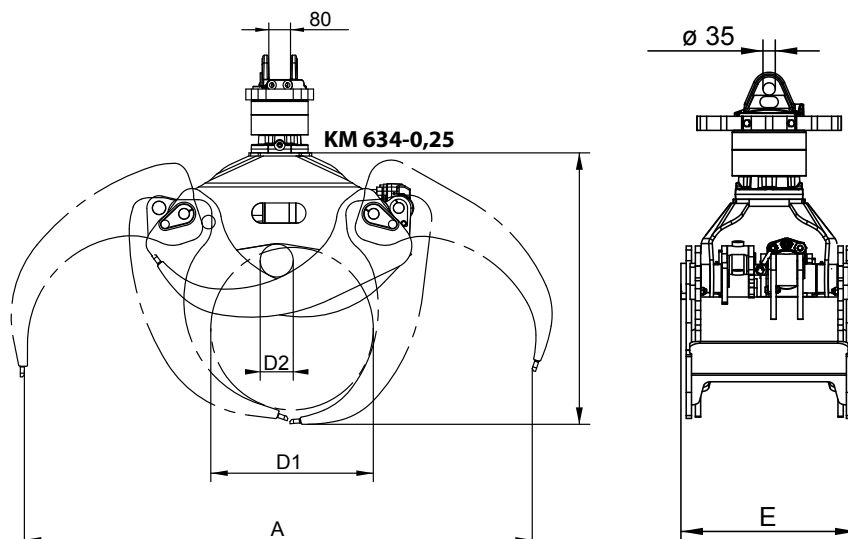
Requirements of truck crane

Operating pressure at oil flow:

max. 24 MPa (240 bar) at 25 - max. 75 l/min

Mind the pressure!

Technical drawings



The Harvester KM 634-3Z has been developed especially for telescopic forklifts. During the sawing process, the three robust tines of the integrated grab hold the log firmly and securely. Available in two sizes.

- **Three interlocking, robust tines** made of Hardox 400 steel.
- **Automatic re-stress** of the grab during the sawing process. The re-stress can be stopped by a lever to cut e.g. single branches separately.
- **Optimum grab design** allows to clamp even very thin logs.
- Saw equipped with **automatic chain pretension and greasing**.
- Precise positioning thanks to the **KINSHOFER-rotation with 4 motors and 2 holding breaks (KM 634-0,35-3Z)** or the **worm drive (KM 634-0,25-3Z)**. High torque.
- **Highly safe hydraulics** due to an integrated non-return valve, so the load is held safely even in the case of pressure drops.
- **8/3 solenoid valve** included to operate the grab with only one control circuit.



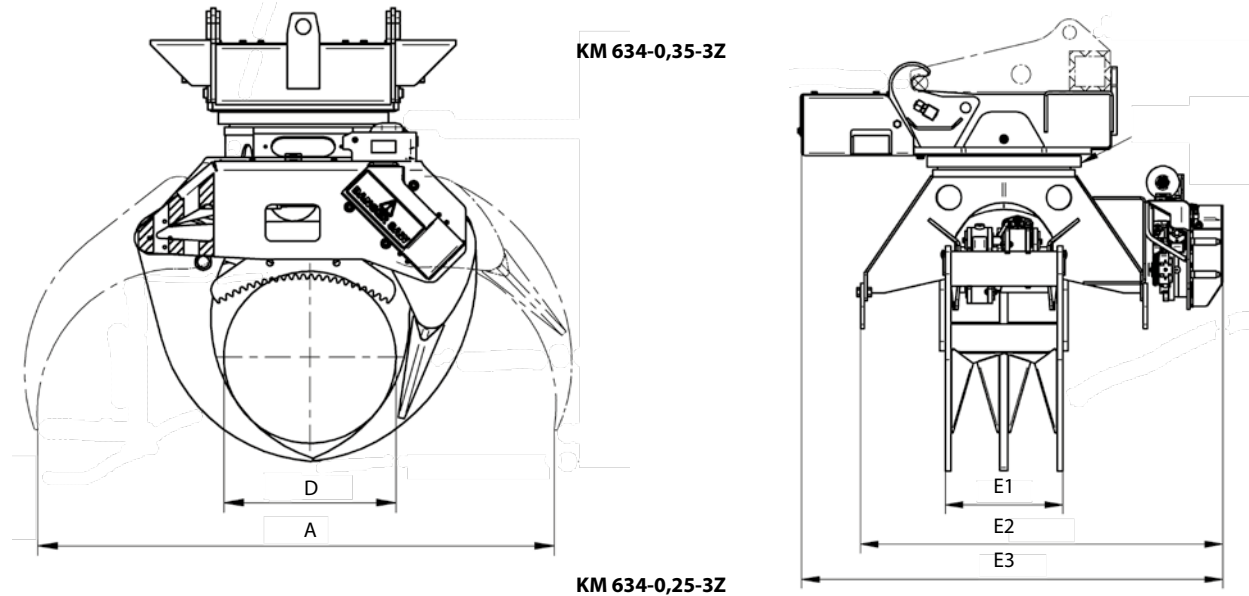
Harvester KM 634-3Z									
Type	Capacity	Widths E1 / E2 / (E3)	max. Log-Ø D max.	Stamm-Ø min.	Opening A max.	Weight (kg)	Closing force (kN)	Torque (Nm)	Load capacity (kg)
KM 634-0,25-3Z	0,25	350 / 1000	520	40	1470	630	13	12000	1250
KM 634-0,35-3Z	0,35	430 / 1325 / (1540)	625	50	1710	950	18	14400	2000

Package consists of: harvester, rotation with 4 motors and 2 holding breaks (KM 634-0,35-3Z) or worm drive (KM 634-0,25-3Z), quick change adapter for telescopic fork lift, 8/3 solenoid valve, non-return valve

Requirements of truck crane

	KM 634-0,25-3Z	KM 634-0,35-3Z	⚠ Mind the pressures!
Operating pressure (open/close):	max. 24 MPa (240 bar)	max. 28 MPa (280 bar)	
Operating pressure (rotate):	17 MPa (170 bar)	20 MPa (200 bar)	
Recommended oil flow (open/close):	60 - 100 l/min	75 - 120 l/min	
Recommended oil flow (rotate):	20 - 50 l/min	20 - 50 l/min	

Technical drawings - example of use



Rail Grapple with *HPXdrive*

KM 632HPX Rail

The Rail Grapple KM 632HPX Rail with its *HPXdrive* is used for the loading and unloading of rails, but also, with care, handle single sleepers. A non-return valve secures constant pressure even in case of unexpected pressure drop. The revolutionary *HPXdrive* technology guarantees a reliable and low maintenance attachment. – The gripper is ideal for mobile loader cranes as well as for rigidly mounted loader cranes on maintenance trailers.

- **Reliability of the *HPXdrive*:** The movement of the arms of the grapple is generated by two hollow shafts, which run opposed and have a helix thread, hydraulically driven by a single piston. No more hydraulic cylinder.
- **Longer life cycle up to 50%! Self-lubrication:** The drive unit runs in a permanent oil bath. The compact design makes the *HPXdrive* resistant to dirt and debris.
- **Versatility** with different types of shells that can easily be refitted onto the driving unit.
- **Profitability** through low maintenance costs and longer life cycle.
- **Rotator with shaft** KM 04 S is available as an alternative, in case a quick change KM 505 (or a reduction link KM 502 or e.g. for a non-rotating hook) is required.
- **Constant closing force** (34 kN at 26 MPa operating pressure) during the entire opening and closing process.

KM 632HPX Rail holding a rail (here with optional shaft rotator and reduction piece)



Package rail grapple KM 632HPX Rail c with **KINSHOFER** Flange Rotator

Type	Length	Width	Height	Weight	Closing force (kN) at 26 MPa	Load capacity (kg)
KM 632HPX Rail c	1000 (mm)	560 (mm)	740 (mm)	265 (kg)	34	2000
KM 632HPX Rail + KM 505c	1000	560	820	275	34	2000

Package KM 632HPX Rail rail grapple, **KINSHOFER** rotator KM 04 F140-30V, upper suspension KM 501 4500, non-return valve consists of:

Package KM 632HPX Rail + KM 505 rail grapple, **KINSHOFER** rotator KM 04 S, upper suspension KM 501 4500, KM 505 quick change system, KM 203 01 short hoses, non-return valve

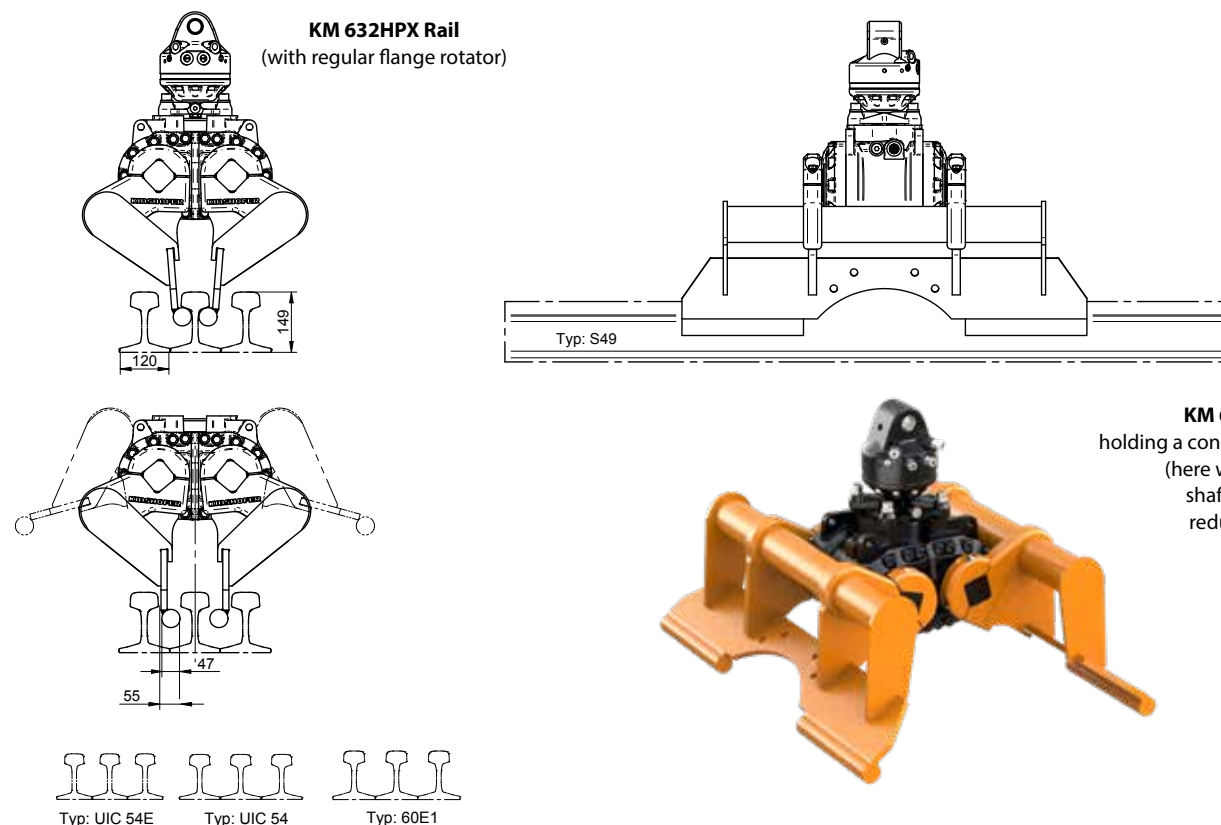
Accessoires

Type	Description
KM 04 S	KINSHOFER shaft rotator for precise positioning of the load – up to 4500 kg load capacity
KM 04 S68-30US	recommended KINSHOFER shaft rotator for heavy duty tasks – up to 4500 kg load capacity
KM 505	quick change system for shaft-type rotator KM 04 S
KM 505 HD	quick change system HD for shaft-type rotator KM 04 S68-30US
KM 502 4500	reduction link between rotator and grapple
KM 204 01	mobile part of hydraulic quick coupling for hose (Ø 10 mm, 2 pieces)
KM 204 03	hydraulic quick change kit incl. mobile and fixed parts (2 pieces each) mounted with adapters to rotator
KM 632HPX Rail-S	exchangeable tines for rail grapple, incl. exchange aid – weight tines 125 kg

Requirements of truck crane

Operating pressure: 26 MPa (260 bar)
Recommended oil flow: 25 - max. 75 l/min

Technical drawings



Designed to handle the various demands of the rail, the Universal Railroad Grapple with vertical cylinders KM 632Rc can be used for rails and railroad ties / sleepers – and even for clearing brush.

- The Universal Railroad Grapple is **ideal for handling used sleepers or rails – single or bundled.**
- **Long service life** is ensured by the sturdy construction and high quality components.
- **Reduced wear** resulting from generously dimensioned bearing system.
- **Tine tips are vertical when the grapple is fully opened**, allowing easy loading and unloading of bundled ties – directly from gondola cars.
- **Exchangeable gears are standard** and ensure synchronized movement of tines.
- **Each arm is equipped with a heavy duty hydraulic cylinder**, providing an extremely high clamping force.
- The **gear-type continuous rotator** allows precise positioning of the grapple.
- **Safety:** a special holding valve provides a safe grip – even if pressure drops.
- **Central lifting eye** included with 3000 kg load capacity.



Universal railroad grapple KM 632Rc

Type	Capacity (m ²)	Width (mm)	Opening A max. (mm)	Height C max. (mm)	Height C min. (mm)	Gripping range D min. (mm)	Self weight (kg)	Load capacity (kg)	Closing force (kN)
KM 632R-0.25c	0.35	600	1750	1370	1070	76	440	3000	22.50
KM 632R-0.33c	0.50	600	1980	1500	1195	76	465	3000	19.40
KM 632R-0.50c	0.75	600	2440	1700	1270	76	600	3000	15.30

Package consists of: universal railroad grapple, **KINSHOFER** rotator KM 04 F140-30US, short connecting hoses, upper suspension KM 501 4500, non-return valve, central lifting eye.

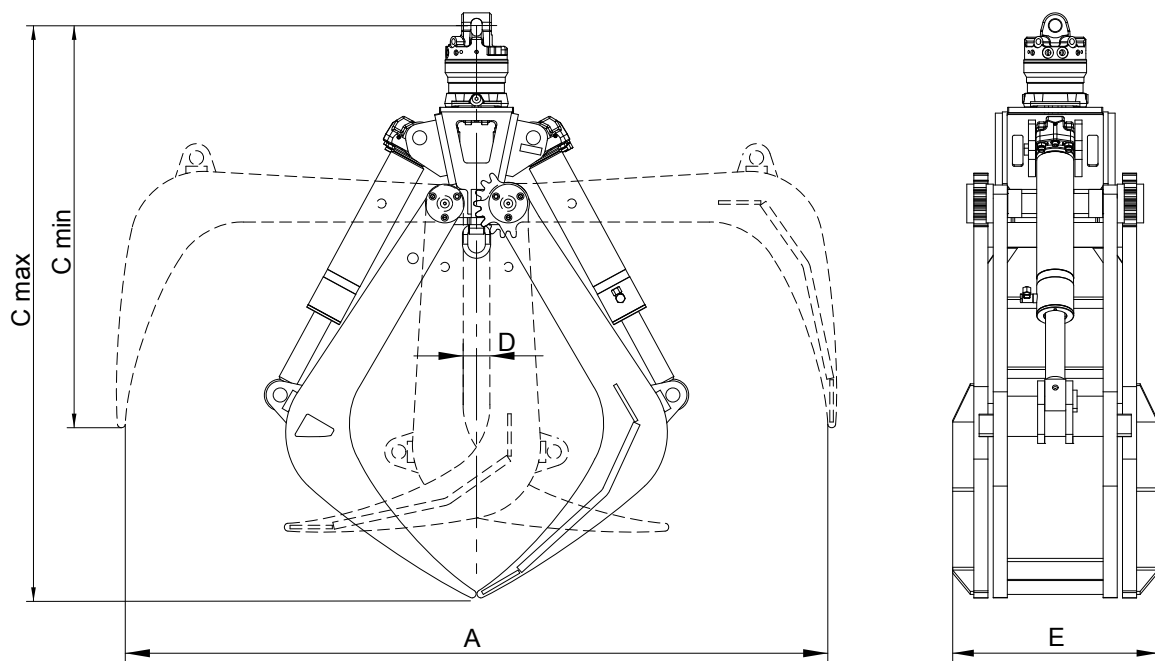
Accessories

Type	Description
KM 505 HD	heavy duty quick change system set for KINSHOFER shaft rotators, incl. hydraulic couplings
KM 685 06 eye / hook set 2	welded eyes / welded hooks (2 pieces)

Requirements of truck crane

Operating pressure (open/close):	max. 26 MPa (260 bar)
Recommended oil flow (open/close):	25 - max. 75 l/min
Operating pressure (rotation):	max. 32 MPa (320 bar)
Recommended oil flow (rotation):	15 - max. 50 l/min

Technical drawings



Designed to handle the various demands of the rail, the Universal Railroad Grapple with horizontal cylinders KM 632-2-R can be used for rail or ties.

- The Universal Railroad Grapple is **ideal for handling used sleepers and rails – and even for clearing brush.**
- **Long service life** is ensured by the sturdy construction and high quality components.
- **Reduced wear** resulting from generously dimensioned bearing system.
- **Tine tips are vertical when the grapple is fully opened**, allowing easy loading and unloading of bundled ties - directly from gondola cars.
- **Gears are standard** and ensure synchronized movement of tines.
- **The tool is equipped with two horizontal hydraulic cylinders**, providing an extremely high clamping force.
- The **gear-type continuous rotator** allows precise positioning of the grapple.
- **Safety:** a special holding valve provides a safe grip – even if pressure drops.



Universal railroad grapple KM 632-2-Rc

Type	Capacity (m ²)	Width E (mm)	Opening A max. (mm)	Height C max. (mm)	Height C min. (mm)	Gripping range D min. (mm)	Self weight (kg)	Load capacity (kg)	Closing force (kN)
KM 632-2-Rc	0.50	600	1980	1430	1150	85	355	3000	14

Package consists of: universal railroad grapple, **KINSHOFER** rotator KM 04 F140-30US, short connecting hoses, upper suspension KM 501 4500, non-return valve, central welded eye

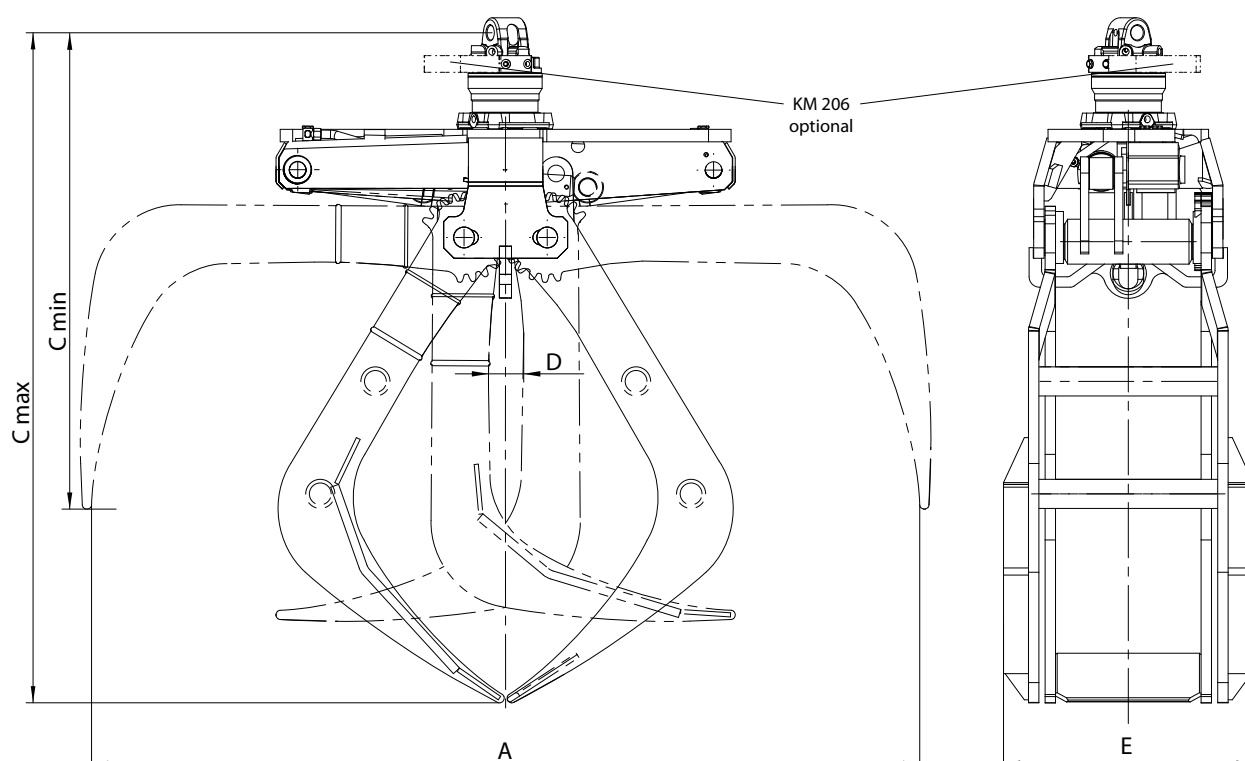
Accessories

Type	Description
KM 505 HD	heavy duty quick change system set for KINSHOFER shaft rotators, incl. hydraulic couplings
KM 685 06 eye / hook set 2	welded eyes / welded hooks (2 pieces)
KM 206	hose guard

Requirements of truck crane

Operating pressure (open/close):	max. 26 MPa (260 bar)
Recommended oil flow (open/close):	25 - max. 75 l/min
Operating pressure (rotation):	max. 32 MPa (320 bar)
Recommended oil flow (rotation):	15 - max. 50 l/min

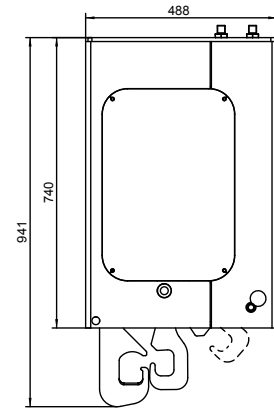
Technical drawings



KINSHOFER container discharge attachments with ring system or the fast **KINSHOFER** mushroom system are characterised by short cycle times and an attractive acquisition price. Containers can be emptied even faster and more cost effectively with a one-man operation.

Container discharge unit KM 920-1 with ring system / low overall height

- Low overall height due to compact design.
- Extremely low maintenance and ecofriendly, because no bearing has to be lubricated.
- Hooks on automatically when container is lifted.
- Precise positioning with **KINSHOFER** rotator. Low maintenance rotator due to the use of plastic bushings.
- Protection against damage of container by automatic lift stop.
- Available with two load capacities (version A and B).



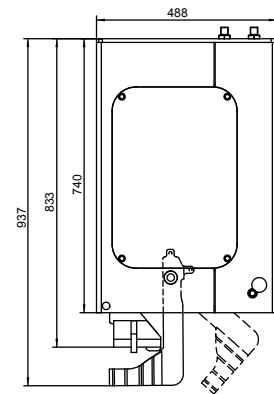
Type	max. Lift of the hook (mm)	Load capacity (kg)	Height (incl. rotator) (mm)	Self weight* (kg)	Operating pressure at oil flow
KM 920-1-Ac	500	4500	1160	174	35 MPa (350 bar) at 40 l/min
KM 920-1-Bc	500	2500	1160	174	35 MPa (350 bar) at 40 l/min

* incl. motor / excl. upper suspension & pendulum damper

Package consists of: container discharge unit, **KINSHOFER**-rotator KM 04 F140-30LM, connecting tubes, upper suspension with pendulum damper KM 511 4500, non-return valve

Container discharge unit KM 920-22 for containers with KINSHOFER mushroom system

- Low overall height due to compact design.
- Extremely low maintenance and ecofriendly, because no bearing has to be lubricated.
- Hooks on automatically when container is lifted.
- Precise positioning with **KINSHOFER** rotator. Low maintenance rotator due to the use of plastic bushings.
- Protection against damage of container by automatic lift stop.



Type	max. Lift of the hook (mm)	Load capacity (kg)	Height (incl. rotator) (mm)	Self weight* (kg)	Operating pressure at oil flow
KM 920-22c	500	2500	1157	178	35 MPa (350 bar) at 40 l/min

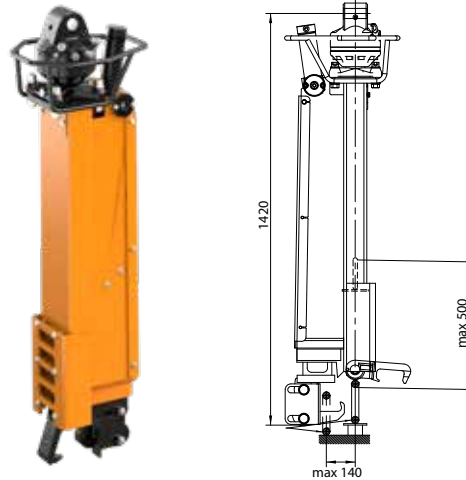
* incl. motor / excl. upper suspension & pendulum damper

Package consists of: container discharge unit, **KINSHOFER**-rotator KM 04 F140-30LM, connecting tubes, upper suspension with pendulum damper KM 511 4500, non-return valve

KINSHOFER container discharge attachments with ring system are characterised by short cycle times and an attractive acquisition price. Containers can be emptied even faster and more cost effectively with a one-man operation.

Container discharge unit KM 920-11 for containers with ring system

- Robust mechanics with few moving parts and guided lifting hook.
- Precise positioning with **KINSHOFER** rotator, due to the use of a rotator with vertical oil ducts no externally installed hydraulic hoses are necessary.
- Pressure relief valve ensures independence of crane operating pressure.
- Protection against damage of container by automatic lift stop.



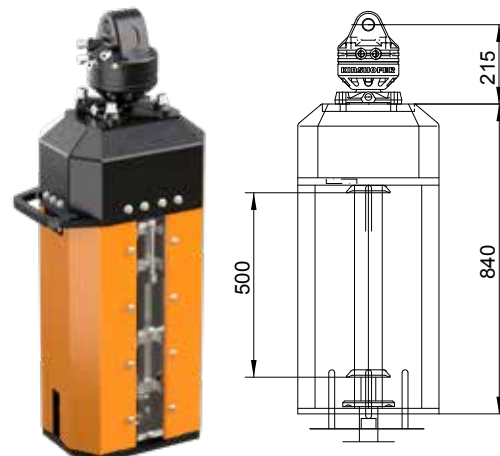
Type	max. Lift of the hook (mm)	Load capacity (kg)	Height (incl. rotator) (mm)	Self weight* (kg)	Operating pressure at oil flow
KM 920-11c	500	2500	1400	135	20 - 26 MPa (200 - 260 bar) at max. 75 l/min 20 - 37 MPa (200 - 370 bar) at max. 40 l/min

* incl. rotator & hoses / excl. upper suspension & pendulum damper

Package consists of: container discharge unit, rotator KM 04 F140-30V, short connecting hoses KM 203 01, non-return valve, upper suspension with pendulum damper KM 511 4500, pressure relief valve

Container discharge unit KM 921 for containers with KINSHOFER mushroom system or ring system

- Combination model: without any adjustments both types of containers can be handled – with KINSHOFER mushroom system or ring system.
- Low overall height due to compact design.
- Robust mechanics with self locking spindle.
- Precise positioning with **KINSHOFER** rotator.
- Pressure relief valve ensures independence of crane operating pressure.
- Protection against damage of container by automatic lift stop and an additional height control system.



The secure service of the container discharge unit **KM 921** can only be guaranteed by **KINSHOFER** GmbH in case the **ORIGINAL KINSHOFER FIXED and HOIST DISCS** are used on the container in the specified distance dimensions!
Not for use of fixed discs with locking ribs!

Type	max. Lift of the hook (mm)	Load capacity (kg)	Height (incl. rotator) (mm)	Self weight* (kg)	Operating pressure at oil flow
KM 921c	500	2500	1055	180	20 - 26 MPa (200 - 260 bar) at max. 75 l/min 20 - 37 MPa (200 - 370 bar) at max. 40 l/min

* incl. rotator & hoses / excl. upper suspension & pendulum damper

Lieferumfang: container discharge unit, rotator KM 04 F, short connecting hoses KM 203 01, upper suspension with pendulum damper KM 511 4500, pressure relief valve

Accessories for container discharge units

Type	Description	Tilting angle (deg.)	Self weight (kg)
KM 924	docking device for container discharge units: it allows the discharge unit to be hydraulically docked and locked onto the crane jib. When unlocked, acts as a hydraulic pendulum damper. A solenoid valve for switch-over between the hydraulic circuits is included. Please state crane model when ordering. Operating pressure 28 MPa (280 bar) .	90°	70

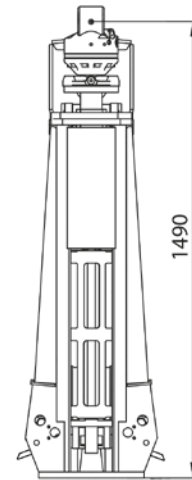
KINSHOFER container discharge attachments with the fast KINSHOFER mushroom system are characterised by short cycle times and an attractive acquisition price. Containers can be emptied even faster and more cost effectively with a one-man operation.

Container discharge unit KM 920-12 for containers with KINSHOFER mushroom system

- Robust mechanics with self centring hydraulic interlocking.
- Precise positioning with **KINSHOFER** rotator, direct hose routing.
- Independence of crane operating pressure due to the pressure relief valve.
- Protection against damage of container by automatic lift stop and an additional height control system.
- Pressure control for user controlled unlocking.
- Including integrated locking indicator (from Q4 2015).



The secure service of the container discharge unit **KM 920-12** can only be guaranteed by **KINSHOFER GmbH** in case the **ORIGINAL KINSHOFER FIXED and HOIST DISCS** are used on the container in the specified distance dimensions!



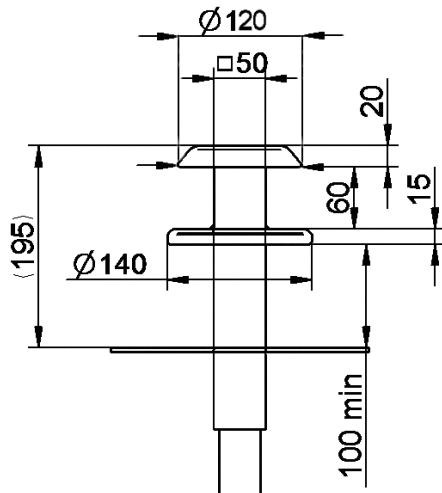
Type	max. Lift of the hook (mm)	Load capacity (kg)	Height (incl. rotator) (mm)	Self weight* (kg)	Operating pressure at oil flow
KM 920-12c	500	2500	1490	210	20 - 26 MPa (200 - 260 bar) at max. 75 l/min 20 - 37 MPa (200 - 370 bar) at max. 40 l/min

* incl. rotator & hoses / excl. upper suspension & pendulum damper

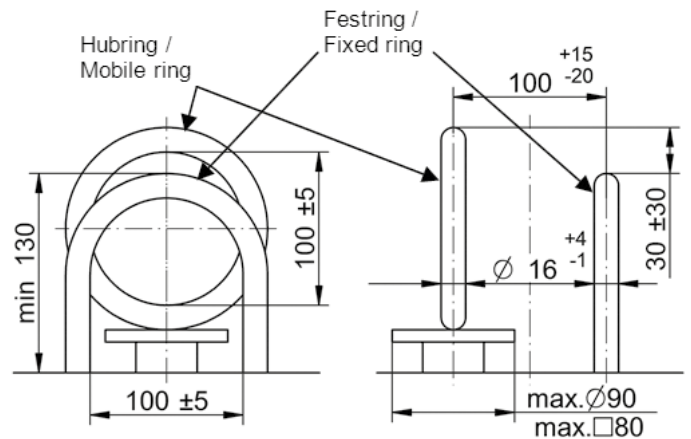
Package consists of: container discharge unit, rotator KM 04 F, short connecting hoses KM 203 01, upper suspension with pendulum damper KM 511 4500, pressure relief valve and non-return valve

Dimensions for containers with KINSHOFER mushroom or ring system

mushroom system for containers



ring system for containers



mushroom and ring system: leverage hoisting max. 500 mm

Mushroom system at container

Usage only for containers with mushroom system with dimensions as shown above that are equipped with „**ORIGINAL KINSHOFER FIXED and HOIST DISCS**“ (according to DIN EN 13071-3)



Ring system at container

Usage only for containers with ring system with dimensions as shown above.
Hoist ring at container with max. lifting height 500 mm.

Hydraulic hook KM 920-5 for tools and loads with ring system

- Low overall height due to compact design.
- Precise positioning in combination with **KINSHOFER** rotator.
- The safety load hook is equipped with a hydraulic cylinder for opening/closing without opening unintentionally in a loaded condition.
- Suitable for the hydraulic suspension of pallet forks with vertical crane hook suspension or with additional hook (version B) for the fast and precise load suspension with e.g. tightropes, lashing straps, etc. and the following release of the loads (version C w/o additional hook)

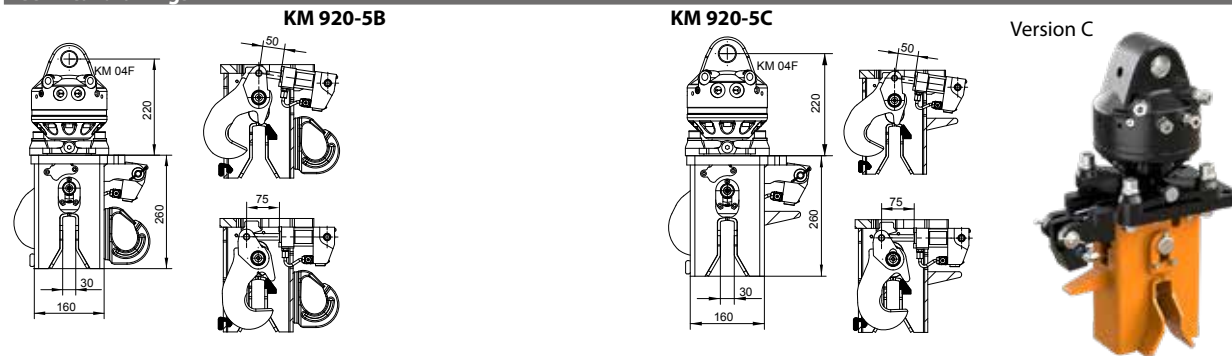
Version B



Type	Width (mm)	Load capacity (kg)	max. Ring - Ø (mm)	Height (incl. rotator) (mm)	Self weight (kg)	Operating pressure at oil flow
KM 920-5Bc	310	4500	30	480	48	37 MPa (370 bar) at 2 - max. 10 l/min
KM 920-5Cc	305	4500	30	480	47	37 MPa (370 bar) at 2 - max. 10 l/min

Package consists of: hydraulic hook, rotator KM 04 F, short connection hoses KM 203 01, upper suspension KM 501, non-return valve

Technical drawings



Hydraulic hook KM 920-4 for containers and loads with ring system

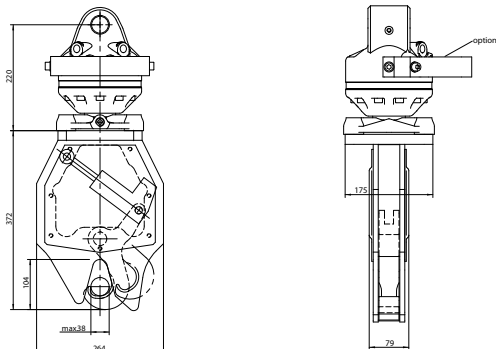
The hydraulic hook facilitates the fast and precise lifting and loosening of containers and loads with ring system.

- Precise positioning in combination with **KINSHOFER** rotator.
- Low overall height due to compact design.
- Robust mechanics with hydraulic cylinder (open/close).
- V-shaped cutout facilitates ring suspension.
- Vertical oil duct to recommended rotator without open hydraulic hoses.

Type	Width (mm)	Height (incl. rotator) (mm)	max. Ring - Ø (mm)	Self weight (incl. rotator) (kg)	max. Load capacity (kg)	Operating pressure at oil flow
KM 920-4c	264	592	38	46	2500	⚠ 20 MPa (200 bar) at 2 - max. 10 l/min

Package consists of: hydraulic hook, rotator KM 04 F140-30V, upper suspension KM 501, non-return valve

Technical drawings & Picture



Accessories

Type	Description
KM 501 4500	upper suspension - load capacity 4500 kg
KM 206	hose guard
KM 980-5	switch valve kit (for the combination KM 920-5 with KM 461)

KM 930-1000 Special/KM 931-1000 Manipulator/3-Axes-Manipulator

The pole grapple KM 930-1000 Special is a perfectly matched attachment for drilling sites. Poles can be gripped easily and positioned precisely. The 3-Axes-Manipulator KM 931 features maximum manoeuvrability for your attachments at the loader crane's tip – and provides flexibility of the loader crane's use in any arc position.

KM 930-1000 Special



- **3-axes-manipulator: maneuverability** by three hydraulic functions: gripping, rotating and tilting (3rd hydraulic cycle needed).
- **Endless rotation.**
- **High loads** up to 1000 kg.
- **Precise positioning** guaranteed by self-locking worm drive (KM 931-1000).
- **5-line feedthrough.**
- **KM 930-1000 Special** provides an **exchangeable jaw system.**

Pole grapple KM 930-1000 Special

Type	Load capacity (kg)	Gripping range (min./max.) (mm)	Width E (mm)	Number of tines	Self weight (kg)	Closing force (kN)
KM 930-1000 Special	1000	(75/168)	1600	2	385	2 x 16
Exchangeable jaws	---	(127/220)	---	---	---	---

Package consists of: manipulator, hydraulically released / self locking brake, **KINSHOFER** rotator, non-return valve

Please note: tubes or poles have to be grabbed always in the centre of gravity

3-Axes-manipulator KM 931-1000

Type	Load capacity (kg)	Slewing angle	Tilting angle	Rotation	Self weight (kg)
KM 931-1000	1000	130°	± 40°	360° endless	290

Package consists of: manipulator, hydraulic pilot controlled brake, worm drive, non-return valve

Please note: tubes or poles have to be grabbed always in the centre of gravity

Accessories

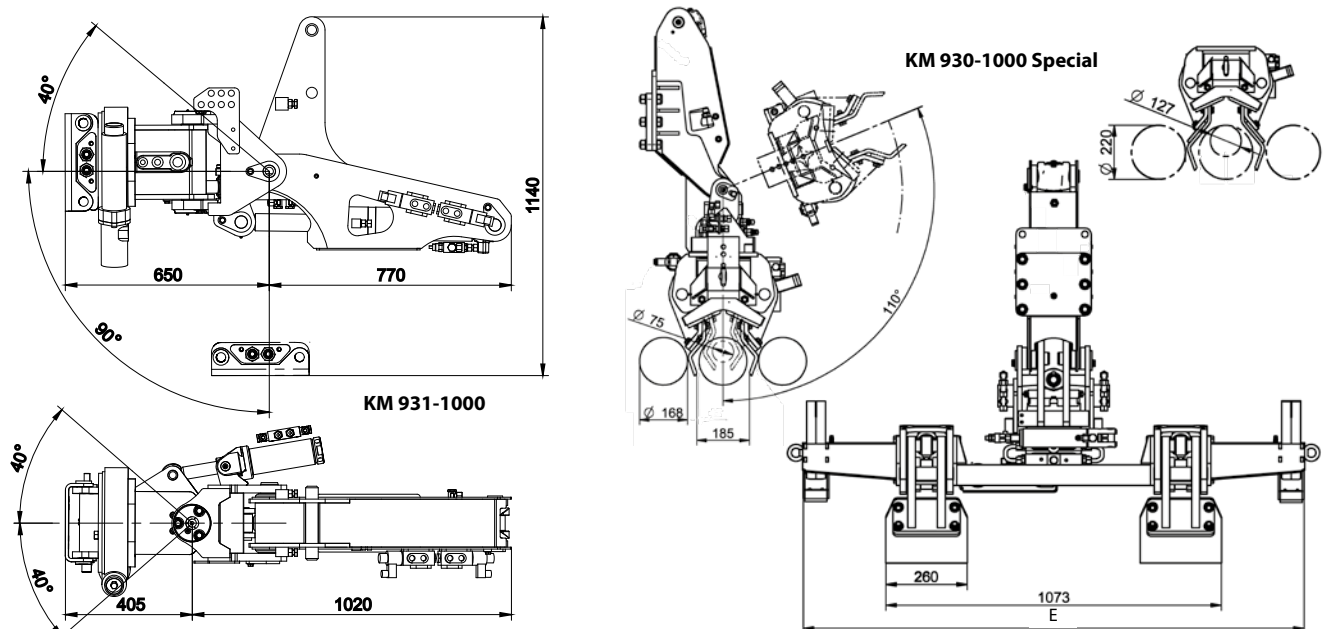
Type	Description
KM 980-2c	solenoid valve KM 980-2 complete attachment kit including assembly components, hose guard, hoses and mounting on the KM 930 manipulator – 12 V or 24 V, working pressure max. 250 bar, oil flow 60 l/min

Requirements of truck crane

Type	Operating pressure at oil flow:	
KM 930-1000 Special	max. 20 MPa (200 bar) at 20 - max. 40 l/min	⚠ Mind the pressure!
KM 931-1000	20 - 24 MPa (200 - 240 bar) at 20 - max. 30 l/min	

Three hydraulic circuits needed

Technical drawings



A hydraulically operated attachment used for positioning tubes or poles, the KM 930 is for use on loader cranes with three functions. Flange mounting on the mechanical extension of the crane.

- **Manoeuvrability** through three hydraulic functions gripping, lifting and turning (rotation and tilting) of straight round poles (three hydraulic circuits are necessary). Unlimited angle of rotation.
- **Heavy loads** of 500 kg up to 3000 kg can be handled by the **KINSHOFER** manipulators.
- **Precision operation** assured through continuous rotation, equipped with mechanically operating, hydraulic pilot controlled brake to prevent unintentional rotation.



Manipulator KM 930

Type	Load capacity (kg)	Pipe - Ø (min./max.) (mm)	Width (mm)	Number of tines	Self weight (kg)	Closing force (kN)
KM 930-500	500	100 / 300	785	1	235	11
KM 930-1000	1000	100 / 300	1275	2	310	23
KM 930-2000	2000	250 / 600	2165	4	865	25
KM 930-3000	3000	250 / 600	2560	6	1085	39

Package consists of: manipulator, **KINSHOFER** rotator (KM 930-500 / KM 930-1000) / **KINSHOFER** worm drive (KM 930-2000 / KM 930-3000), hydraulic pilot controlled brake, non-return valve

Please note: tubes or poles have to be grabbed always in the centre of gravity

Accessories

Type	Description
KM 980-2c	solenoid valve KM 980-2 complete attachment kit including assembly components, hose guard, hoses and mounting on the KM 930 manipulator – 12 V or 24 V, working pressure max. 250 bar, oil flow 60 l/min

Requirements of truck crane

Type

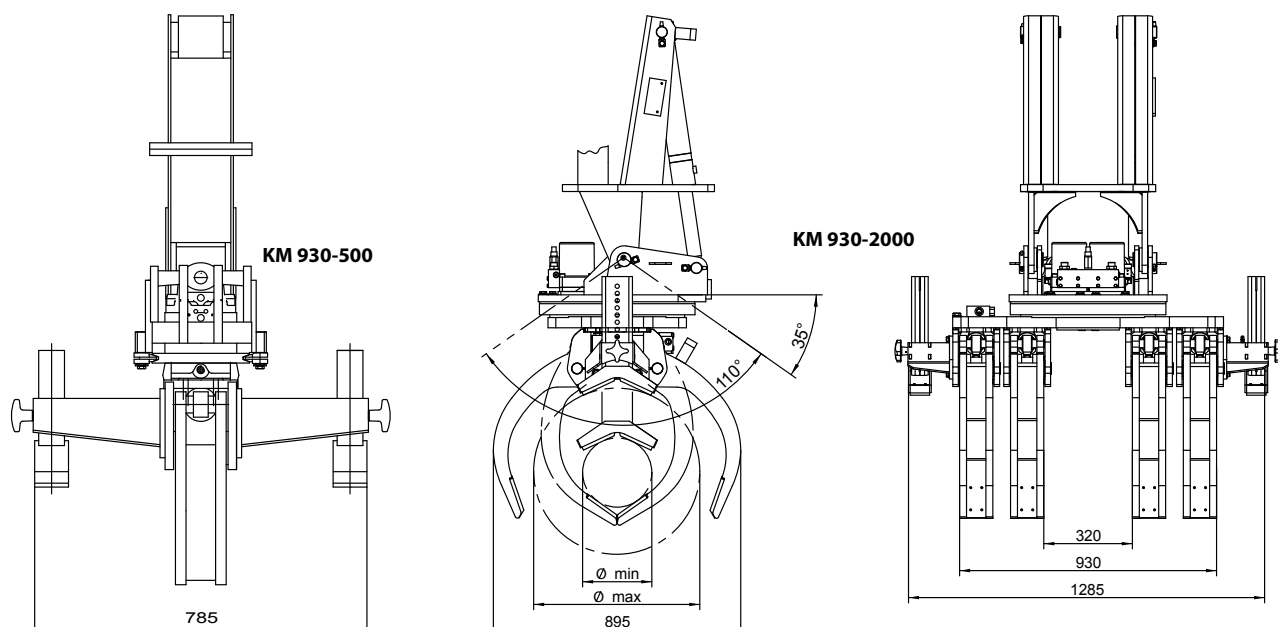
KM 930-500 / KM 930-1000
KM 930-2000
KM 930-3000

Operating pressure at oil flow:

max. 20 MPa (200 bar) at 20 - max. 40 l/min
max. 25 MPa (250 bar) at 20 - max. 40 l/min
max. 25 MPa (250 bar) at 20 - max. 75 l/min

⚠ **Mind the pressures!**

Technical drawings



The KM 932MB Barrier Lifter is a mechanical grapple for fast and convenient handling of concrete barriers and blocks.

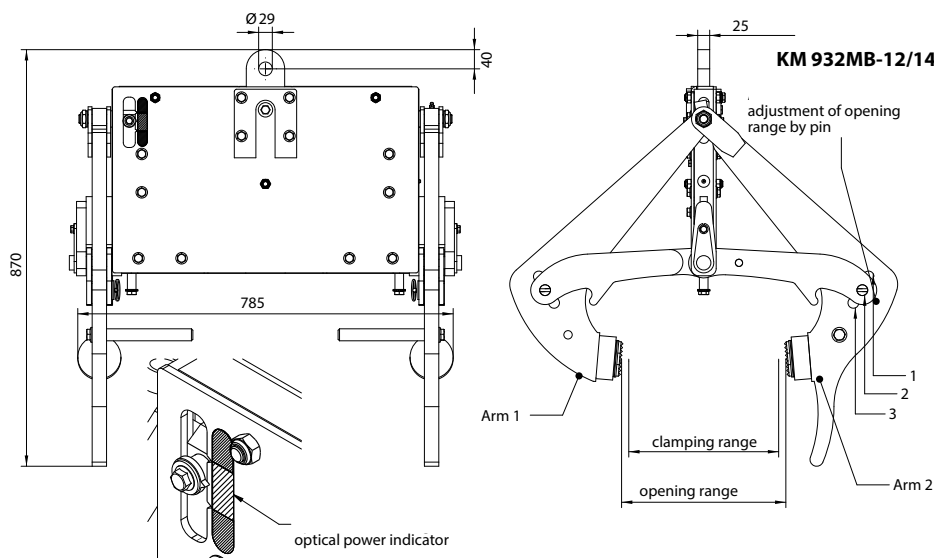
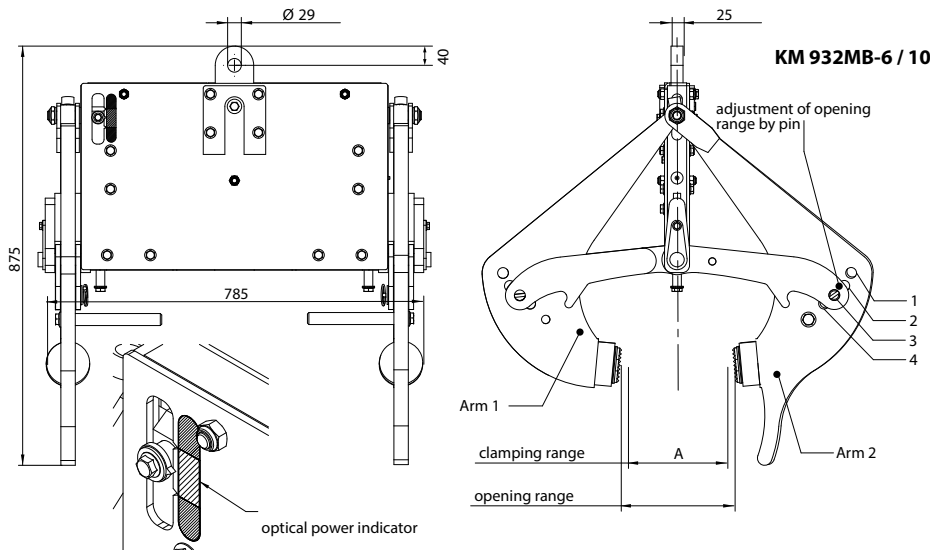
- **Safe:** Carbide gripping pads ensure safe operation, even on wet or coated surfaces. An optical power indicator illustrates the range for optimum grip.
- **Efficient:** The fully integrated, mechanically operated “latch & release” system allows the unit to function independently, without assistance from a ground man.
- **Versatile:** Multi-position arms are a standard feature. This means one unit can achieve different gripping ranges by simply changing a pin position.
- **Cost-effective:** The elimination of slings and chains means more cycles can be achieved per hour.
- **Fast:** The “latch & release” system functions automatically each time the load line is slackened.



Barrier lifter KM 932MB

Type	Opening range A (min./max.) (mm)	Self weight (kg)	Load capacity max. (kg)
KM 932MB-6/10	115 – 305	162	6580
KM 932MB-12/14	295 – 395	150	6580

Technical drawings



The robust earth drills for truck cranes up to 18 t/m are an economical and customized solution for earth drills e.g. for fencing, road signage, landscaping and tree planting. Well borings, screw pile installations and sound barrier installations are also no problem for the earth drills.

- Non Dislodgement Shaft (NDS) for more safety and lower down times, as this unique construction prevents the output shaft from dislodgement.
- Pre-filled with a colored gear oil. Not only is the use of a colored oil a good indicator of correct service, but it also aids identifying possible hydraulic oil leaks.
- The heavy duty fabricated hoods feature forged steel ears; these high strength ears easily transmit the high torsional loads, experienced whilst drilling, without becoming fatigued.
- Easy access oil service points.



Earth drills for truck cranes 3000TC / 5500TC / 7000TC

Type	For cranes up to (t/m)	Shaft standard (mm)	Shaft option (mm)	Speed range (RPM)	Height (mm)	Diameter (mm)	Weight (kg)	Suitable augers
3000TC	9	65 round	2" hex; 57 square	7 - 46	665	244	73	S4 100 - 600
5500TC	15	75 square	2,5" hex	11 - 38	780	269	108	S5 150 - 800
7000TC	9 - 18	75 square	2,5" hex	9 - 30	780	269	110	S5 150 - 1000

Standard package consists of: earth drill, connecting link for suspension

Accessories

Type	Description
S4 Extension 500	extension suitable for earth drill 3000TC and S4 augers – 500 mm
S4 Extension 800	extension suitable for earth drill 3000TC and S4 augers – 800 mm
S4 Extension 1000	extension suitable for earth drill 3000TC and S4 augers – 1000 mm
S4 Telescopic Extension 1000	telescopic extension suitable for earth drill 3000TC and S4 augers starting from diameter 300 mm – 1000 mm length
S5 Extension 1000	extension suitable for earth drills 5500TC / 7000TC and S5 augers – 1000 mm
S5 Extension 1500	extension suitable for earth drills 5500TC / 7000TC and S5 augers – 1500 mm
S5 Extension 2000	extension suitable for earth drills 5500TC / 7000TC and S5 augers – 2000 mm
S6 Telescopic Extension 1500	telescopic extension suitable for earth drills 5500TC / 7000TC and S5 augers starting from diameter 300 mm – 1500 mm length
S6 Telescopic Extension 2000	telescopic extension suitable for earth drills 5500TC / 7000TC and S5 augers starting from diameter 300 mm – 2000 mm length
Rope wind hitch	rope wind hitch for safe position on the truck crane during transport

Technical Details

Type:	3000TC	5500TC	7000TC
Oil pressure range:	80 - 260 bar	80 - 260 bar	80 - 240 bar
Oil flow range:	5 - 35 l/min	15 - 50 l/min	15 - 50 l/min
Torque range:	959 - 3116 Nm	1685 - 5477 Nm	2098 - 6819 Nm

Pictures



Rope wind hitch

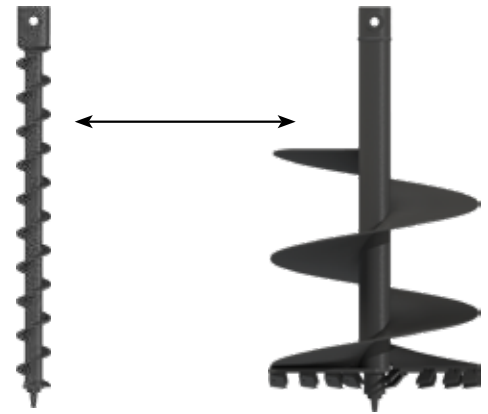


Extensions / telescopic extension

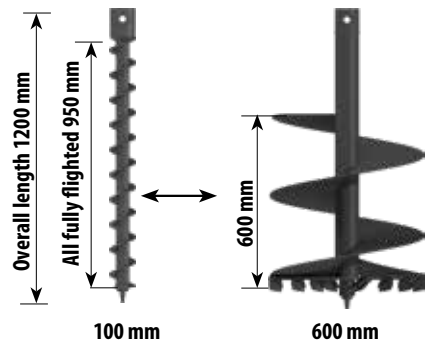


The S4 auger is perfectly matched to the 3000TC earth drill and every task. A constant spiral configuration and a shallow pitch flight guarantee extreme efficiency and productivity. Suitable for truck cranes up to 9 t/m.

- Higher productivity by constant spiral configuration and the perfectly angled tooth holder.
- Interchangeable pilots and teeth allow for differing ground conditions.
- Easy fitting of teeth and pilots.
- Patented Shock Lock-System: incorporating a shock absorbing rubber element to protect the tungsten carbide on the tooth assembly coupled with a solid locking pin prevent tooth loss.
- High flexibility thanks to different auger extensions.
- For earth drill 3000TC.



S4 Augers (please specify pilot and tooth option when ordering)						
Type	Dia-meter (mm)	Spiral length (mm)	Overall length (mm)	Weight	Number of teeth	Tooth type
S4 100	100	950	1200	17	0	Earth
				17	0	Tungsten
				17	0	Extra-dig
S4 150	150	780	1200	21	2	Earth
				22	2	Tungsten
				22	2	Extra-dig
S4 200	200	750	1200	24	2	Earth
				24	2	Tungsten
				24	2	Extra-dig
S4 225	225	750	1200	27	2	Earth
				28	2	Tungsten
				27	2	Extra-dig
S4 250	250	700	1200	27	3	Earth
				28	3	Tungsten
				28	3	Extra-dig
S4 300	300	700	1200	32	4	Earth
				33	4	Tungsten
				32	4	Extra-dig
S4 350	350	675	1200	35	4	Earth
				36	4	Tungsten
				36	4	Extra-dig
S4 400	400	625	1200	38	5	Earth
				39	5	Tungsten
				38	5	Extra-dig
S4 450	450	625	1200	42	6	Earth
				43	6	Tungsten
				43	6	Extra-dig
S4 500	500	625	1200	48	6	Earth
				48	6	Tungsten
				48	6	Extra-dig
S4 600	600	600	1200	54	8	Earth
				56	8	Tungsten
				55	8	Extra-dig



Note: all augers are fitted with shock lock tooth holder. Overall length stated includes fitted wear parts.

Hub & Tooth Options


Hub options



Earth wear parts



Tungsten wear parts



S4 Extensions

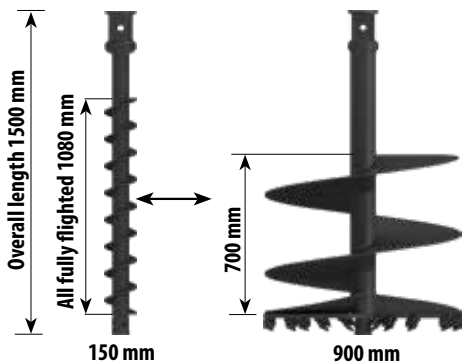
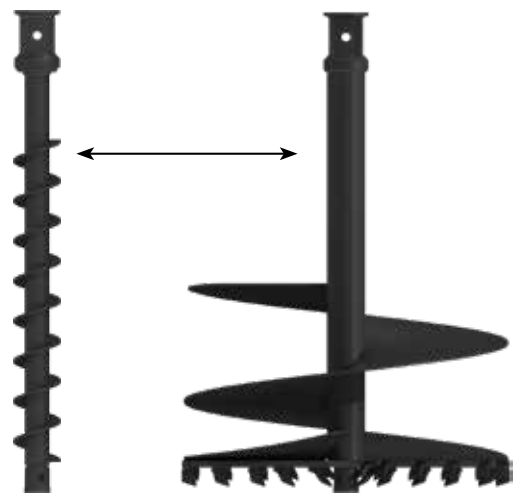


S6 Telescopic extensions



The S5 auger is perfectly matched to the corresponding earth drills and every task. A constant spiral configuration and a shallow pitch flight guarantee extreme efficiency and productivity. Suitable for truck cranes from 9 t/m up to 18 t/m.

- Higher productivity by constant spiral configuration and the perfectly angled tooth holder.
- Interchangeable pilots and teeth allow for differing ground conditions.
- Easy fitting of teeth and pilots.
- Patented Shock Lock-System: incorporating a shock absorbing rubber element to protect the tungsten carbide on the tooth assembly coupled with a solid locking pin prevent tooth loss.
- High flexibility thanks to different auger extensions and telescopic extensions.
- For earth drills 5500TC and 7000TC



Note: all augers are fitted with shock lock tooth holder. The use of rock teeth depends on the rock tooth type of the auger. Overall length stated includes fitted wear parts.

S5 Augers (please specify pilot and tooth option when ordering)

Type	Diameter (mm)	Spiral length (mm)	Overall length (mm)	Weight (kg)	Number of teeth	Tooth type
S5 150	150	1080	1500	36	0	Earth
				3	2	Tungsten Rock
S5 200	200	977	1500	41	2	Earth
				40	2	Tungsten Rock
				40	3	Rock
S5 225	225	975	1500	45	2	Earth
				44	2	Tungsten Rock
				44	4	Rock
				46	2	Earth
S5 250	250	965	1500	45	4	Tungsten Rock
				51	4	Rock
				51	4	Earth
				51	4	Tungsten Rock
S5 300	300	900	1500	50	5	Rock
				56	4	Earth
				56	4	Tungsten Rock
S5 350	350	900	1500	55	6	Rock
				62	5	Earth
				61	5	Tungsten Rock
S5 400	400	875	1500	59	7	Rock
				66	6	Earth
				66	6	Tungsten Rock
S5 450	450	750	1500	63	6	Rock
				73	6	Earth
				73	6	Tungsten Rock
S5 500	500	750	1500	73	6	Rock
				84	8	Earth
				84	8	Tungsten Rock
S5 600	600	750	1500	82	11	Rock
				99	9	Earth
				99	9	Tungsten Rock
S5 700	700	700	1500	99	9	Rock
				99	9	Earth
				99	9	Tungsten Rock
S5 750	750	700	1500	99	9	Earth
				95	13	Tungsten Rock
				101	9	Rock
S5 800	800	700	1500	98	14	Earth
				109	9	Tungsten Rock
				109	9	Rock
S5 900	900	700	1500	113	15	Earth
				137	10	Tungsten Rock
				137	10	Rock
S5 1000	1000	525	1500	119	11	Erde
				119	11	Tungsten Fels
				133	19	Fels

Hub & Tooth Options

Hub options




Earth wear parts




Tungsten wear parts



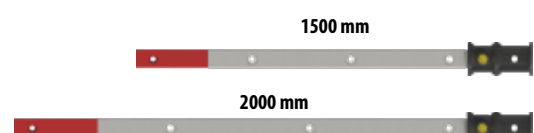
Rock wear parts



S5 Extensions



S6 Telescopic extensions



CONTACT

KINSHOFER Branches

Hauptsitz Deutschland:

KINSHOFER GmbH
Hauptstrasse 76
83666 Waakirchen
Tel.: +49 (0) 8021 88 99 0
Fax: +49 (0) 8021 88 99 37
Email: info@kinshofer.com
www.kinshofer.com

United Kingdom:

KINSHOFER UK Ltd.
4 Milton Industrial Court
Horsfield Way, Bredbury
Stockport, Cheshire, SK6 2TA
Tel.: +44 (0) 161 406 7046
Fax: +44 (0) 161 406 7014
Email: sales-uk@kinshofer.com
www.kinshofer.com

France:

KINSHOFER France S.A.R.L.
8 Bis, rue Gabriel Voisin, CS 40003
F-51688 Reims Cedex 2
Tel.: +33 (0) 3 88 39 55 00
Fax: +33 (0) 3 88 79 06 75
Email: sales-france@kinshofer.com
www.kinshofer.com

Canada:

KINSHOFER North America
5040 Mainway Drive, Unit #11
Burlington, ON L7L 7G5
Tel.: +1 (905) 335-2856
Fax: +1 (905) 335-4529
Toll Free (North America): 1-800-268-9525
Email: sales-northamerica@kinshofer.com
www.kinshofer.com

United States of America:

KINSHOFER USA
6420 Inducon Drive
Suite G
Sanborn, NY, 14132
Tel.: +1 (716) 731-4333
Toll Free (North America): 1-800-268-9525
Email: sales-usa@kinshofer.com
www.kinshofer.com



www.kinshofer.com



KINSHOFER is an
ISO 9001 certified Company.
DVS ZERT is a registered trademark
of DVS ZERT® e.V., Düsseldorf.

KINSHOFER Subsidiaries

Nederland:

**DEMAREC Demolition and
Recycling Equipment B.V.**
De Hork 32
NL-5431 NS Cuijk
Tel.: +31 (0) 485 442300
Fax: +31 (0) 485 442120
Email: info@demarec.com
www.demarec.com

Sverige:

RF System AB
Furutorpsgatan 6
SE-288 34 Vinslöv
Tel.: +46 (0) 44 817 07
Fax: +46 (0) 44 859 63
Email: info@rf-system.se
www.rf-system.se

United Kingdom:

Auger Torque Europe Limited
Hazleton
Cheltenham, GL54 4DX
Tel.: +44 (0) 1451 861 652
Fax: +44 (0) 1451 861 660
Email: sales@augertorque.com
www.augertorque.com

Australia:

Auger Torque Australia Pty Ltd.
122 Boundary Road, Rocklea
Queensland 4106
Tel.: +61 (0) 7 3274 2077
Fax: +61 (0) 7 3274 5077
Email: sales@augertorque.com.au
www.augertorque.com.au

Doherty Couplers & Attachments Ltd.

PO Box 701,
Annerley (Brisbane) QLD, 4103
Tel.: +61 1 800 057 021
Email: sales@dohertydirect.net
www.dohertydirect.net

New Zealand:

Doherty Engineered Attachments Ltd.
PO Box 9339, Greerton
Tauranga 3142
Tel.: +64 7 574 3000
Fax: +64 7 574 8030
Email: sales@dohertydirect.net
www.dohertydirect.net

United States of America:

Solesbee's Equipment & Attachments, LLC
2640 Jason Industrial Parkway
Winston, GA 30187
Toll Free (North America): 1-800-419-8090
Email: sales@solesbees.com
www.solesbees.com

中国:

Auger Torque China CO., Ltd.
Baozhan Rd, Tongyi Industry Zone
Dongwu, Yinzhou, Ningbo
China 315114
Tel.: + 86 (0) 574 8848 8181
Fax: + 86 (0) 574 8848 8687
Email: john.hu@attachmenttorque.com
www.augertorque.com