

1155 BulkWeigh



Packed with Benefits as Standard

Features Include Tipper Stability and Body Up

High Accuracy with Lasting Reliability

Specifically engineered on-board weighing systems for for bulk tipping rigid, semi-trailer, and drawbar vehicles. The durable BulkWeigh system is designed for high accuracy in rugged environments.

1155 Digital Weight Indicator

Specially engineered for on-board tipper use, the 1155 digital indicator is a versatile display designed to suit a variety of trucks from 17 tonne to 32 tonne GVW.

Mounting Versatility

The 1155 is suitable for DIN radio mount, dash mount, or trailer mount.

AxleWatch

Axle weights are displayed, alerting the driver to any axle overload infringement.

TipWatch

As standard, the 1155 indicator combines precision weighing with 'TipWatch' a tipper stability program that alerts the driver to a potentially unsafe tipping condition, such as uneven ground or uneven load in the body. When uneven load distribution occurs, an alarm sounds and a warning flashes on the screen. The alarm is activated when the load is more than 40% off centre.

A highly accurate inclinometer in the junction box measures the level of the ground or body on which the vehicle stands. A continuous display tells the driver in degrees the angle of the chassis or body. Side-to-side slopes greater than 3 degrees, trigger an alarm sounder.

Body-Up

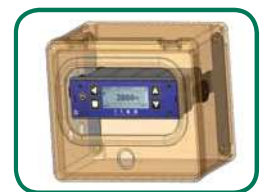
An audible sounder and on-screen message alerts the driver if the body is raised.



DIN Radio Mount



Dash Mount



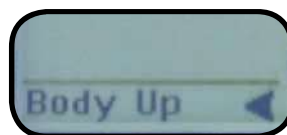
Trailer Chassis Mount



Gross Vehicle Weight



Tip Watch



Body Up Indicator



Axle Weights



Net Payload Weight

THOMPSONS
E-PARTS



www.thompsonseparts.co.uk

Phone 01254 914 750

VPG
ONBOARD
WEIGHING

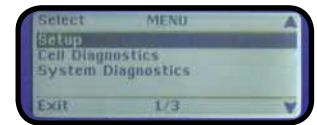
The Latest Technology in Weighing and Overload Monitoring for Bulk Vehicles

Features and Benefits

- High accuracy $\pm 1\%$ FSD or better
- Simple to operate
- Rugged for off-road use
- 17–50 tonnes GVW
- TipWatch
- AxleWatch
- Trailer identification
- Overload alarm, audible or visual



Load Deliver or Collection



Easy-to-set-up Menus



Alarm Set Points



User Defined Display

Trailer Identification

Where tractor and trailer combinations are swapped, the 1155 automatically recognises the VPG Onboard Weighing system on the trailer, so there's no need to recalibrate every time the trailer is swapped.

Retro-Compatibility

Analogue and digital CAN bus combine for complete compatibility between old and new systems enabling easy-to-read on-screen error messages should a problem occur.

Features	Standard	Option
Net payload/display	●	
Gross vehicle weight display	●	
TipWatch: Load stability indicator Body-up indicator Ground level inclinometer	●	
AxleWatch – individual axle weights	●	
Built in alarm sounder	●	
Trailer swap – trailer identification	●	
CAN bus and analogue	●	
RS232 output	●	
Password protection	●	
Body mounted inclinometer		●
Printer – thermal		●
Printer – heavy duty		●
Custom printer headers		●
511 FreeWeigh – handheld unit		●

DISCLAIMER: ALL PRODUCTS, PRODUCT SPECIFICATIONS AND DATA ARE SUBJECT TO CHANGE WITHOUT NOTICE. Vishay Precision Group, Inc., its affiliates, agents, and employees, and all persons acting on its or their behalf (collectively, "VPG"), disclaim any and all liability for any errors, inaccuracies or incompleteness contained herein or in any other disclosure relating to any product. The product specifications do not expand or otherwise modify VPG's terms and conditions of purchase, including but not limited to, the warranty expressed therein. VPG makes no warranty, representation or guarantee other than as set forth in the terms and conditions of purchase. **To the maximum extent permitted by applicable law, VPG disclaims (i) any and all liability arising out of the application or use of any product, (ii) any and all liability, including without limitation special, consequential or incidental damages, and (iii) any and all implied warranties, including warranties of fitness for particular purpose, non-infringement and merchantability.** Information provided in datasheets and/or specifications may vary from actual results in different applications and performance may vary over time. Statements regarding the suitability of products for certain types of applications are based on VPG's knowledge of typical requirements that are often placed on VPG products. It is the customer's responsibility to validate that a particular product with the properties described in the product specification is suitable for use in a particular application. You should ensure you have the current version of the relevant information by contacting VPG prior to performing installation or use of the product, such as on our website at vpgsensors.com. No license, express, implied, or otherwise, to any intellectual property rights is granted by this document, or by any conduct of VPG. The products shown herein are not designed for use in life-saving or life-sustaining applications unless otherwise expressly indicated. Customers using or selling VPG products not expressly indicated for use in such applications do so entirely at their own risk and agree to fully indemnify VPG for any damages arising or resulting from such use or sale. Please contact authorized VPG personnel to obtain written terms and conditions regarding products designed for such applications. Product names and markings noted herein may be trademarks of their respective owners.